

# Tavi Primary Times


Issue 1 2018/19



Welcome to the first issue of our newspaper this year. This is a place for you to share your successes, ask questions, tell your friends and peers about your interests or hobbies, tell jokes.

In fact, this is **YOUR** news paper. Written by **YOU** about **YOU** and for **YOU**. In this edition you will hear from your house captains, read about the latest sporting achievements from some of our teams and learn about some of the people who work here at Tavistock Community Primary School.

If there is anything you would like to share with our school community, remember to post your future articles in the red post box situated next to the lost property cupboard. Or you can pop up to year six and see me, Mrs Beckett, I would love to hear from you.



## What's inside?

**Page 2** Your House Captains introduce themselves

**Page 3** Environmental news

**Page 4** Insightful interviews

**Page 6** Around the school

**Page 8** Sport

**Page 10** Art hints and tips

**Page 11** Book review

**Page 12** A bit of fun

This lovely picture was drawn by Katie Foster of Class 14. If you would like to see your picture on the front page get colouring and post it in the box. It could be yours next term.



## Meet your House Captains



Pictured from left to right:  
**Jenna Mabey**, **Harry Gallie**, **Maggie Piper**,  
**Pheobe Venning**, **Autumn Matthews**, **Neve Young**,  
**Theo Standing**, **Isobel**

Hello, my name is **Maggie Piper**. I am one of the Blue House Captains. I am always happy to help if there is a problem with any situation. I have an older brother, Elliot who is at Tavistock College, and a younger sister, Phoebe who is in year 5. I like sport. I like to play football, cricket and tennis. I used to do gymnastics and ballet; I am currently trying to get into Swallows gymnastic club in Plymouth. Finally I have two pets; a dog called Buddy and a cat called Merlin. Please come and say 'Hi' to me at break or lunch.

Hello my name is **Neve Young**, I am one of the three Blue House Captains. I like doing many social activities such as: drama, majorettes, Aerial Allsorts. I have two siblings, one older and one younger. You probably know the younger, Katie in class 11. I am very happy to talk to anyone about any problems.

My name is **Isobel Shaw** and I am one of the Blue House Captains. I want to inspire everyone, not only people in the Blue House. I congratulate everyone who gets a house point, as I see it as a great achievement. I am here to help you with any worries or troubles and the younger children do not have to be afraid to talk to me.

Hi, my name is **Autumn Matthews** and I am 10 years old. I am a representative of Green House for I am a Green House Captain. I have many hobbies such as football and tag rugby. I play football in the girls team for the school and I play tag rugby on Thursdays afterschool in the club. I have an older sister at Tavistock College who is 4 years older than me. Most weekends we stay at our caravan.

Hi, my name is **Theo Standing**, I am one of your Green House Captains for the year. I love football and I play for Tavistock under 11s C.F.C. I also do a lot of karate outside of school. I hope to be a great house captain. LET'S GO GREEN!!

Hi. My name is **Phoebe Venning** and I am a Yellow House Captain. I like to spend my time reading. I am a massive Harry Potter fan and I am in Gryffindor. My favourite subjects are maths and geography. On the weekends I like to relax with a good book or do my homework. My favourite animals are pandas and koalas. I like ice-cream and pizza (not together). I don't like pink.

I am **Harry Gallie**. I was born in Plymouth and live in Tavistock. I have an adorable little sister called Evelyn. I am a Yellow House Captain. At school I am sporty and enjoy playing with smaller children. I am very lucky that I have a lot of good friends. I dream to be a scientist and want to be world famous.

Hi, my name is **Jenna Mabey**, along with **Niamh Petch** we are your Red House Captains. Niamh and I would love to hear any ideas you have for making our house the best it can be. I love to swim but I also run and sometimes cycle. Finally, we would like to say good luck to all the houses.





## Environmental Issues



### The Importance of a "beach clean"

Each year, 8 to 13 million tons of plastic make it into the world's oceans—the equivalent of 2 bin lorries filled with plastic every minute. Throughout the world, there are about 5 plastic bags filled with plastic for every foot of coastline! By 2050, plastic could outweigh fish in the oceans!

As a family we do beach cleans. My Dad has a metal detector and he goes in fields (with permission) to use it. Sometimes we all go to a beach. We take a bag for any rubbish we find. We discard any rubbish we find at the end of the day. We also want to find treasures! This all helps to keep our oceans and beaches clean!

We all need to be responsible for our own rubbish; it will help to protect our future!

By Leon Spry

How do you take care of our environment? Do you have any tips or thoughts on how to take care of our school, community or planet? Share your ideas with everyone by writing about it, together we can make a difference.



## An interview with ...

Two year six pupils became intrepid reporters and posed some great questions to a couple of members of staff here at Tavistock Primary School.

**Harry Gallie**, class 14, found out about Mr Bowles (our IT expert) and his amazing success in the world of drone flying and racing. **Emily Miller**, class 15, met with Mrs Morgan to find out her culinary secrets.

Is there someone YOU want to know more about? Come and see Mrs Beckett in class 14 and maybe it could be you interviewing your favourite member of staff next time.

HG: How safe is drone flying?

Mr B: You have to understand the risks to people or cars, but if you know that then it's safe.

HG: Do you make your own drones?

Mr B: I do make my own drones

HG: What are they made from?

Mr B: They're made from carbon fibre. It's not cheap but in terms of strength to weight ratio it is the best so far.

HG: If you do make drones, roughly how long does it take?

Mr B: Ha! It really depends! It can take 5 hours to make a basic drone, to a couple of days for race event – days of fun though, they are great fun to put together.

HG: Which drone would you recommend purchasing?

Mr B: I normally make my own as when you buy one and it goes wrong you can't tell which part went wrong, so you have to take the whole thing back, whereas if you make your own you can fix things easily.

But I would recommend the Mavic 2 Aerial Platform



HG: Do you need permission to fly them?

Mr B: You do if it's over private land, but if it's over public space you don't.

HG: What is the most imaginative and clever use for drones?

Mr B: Replacing fireworks. In Shanghai over 100 computer controlled drones were sent up in to the sky and created a dragon – it was awesome.

HG: What is the fastest drone you own?

Mr B: I competed in a drag race in Ibiza and my drone reached 110 KPH – but mine was one of the slowest.

HG: How much do they weigh?

Mr B: The heaviest racing drones weigh around 280g to 340g. The heaviest drone I have is 3.5Kg with 10inch props. I don't use it much as it's not so much fun.

HG: What is your favourite drone?

Mr B: That would be the N Racing Katana Race Quad. I love it. It's like a warm pair of slippers.



HG: Where do you fly?

Mr B: I fly all over the world. But locally I fly on Dartmoor with RC club – we have permission. In Plymouth there's an indoor centre for training when it's windy, rainy or dark.

HG: How does it feel flying a drone?

Mr B: It feels amazing. I am 100% immersed in the quad. You forget where you leave yourself. It's quite surreal flying past yourself and not recognising yourself.

HG: How did you get into flying drones?

Mr B: I watched a YouTube video and saw someone with goggles on flying their drone. It looked great and I thought I had to try it for myself. That was in 2011 and I've been addicted ever since.





Emily Miller pictured with our Kitchen Manager, Mrs Morgan.

**EM:** How do you feel about the school newspaper starting again?

**Mrs M:** It's brilliant. It's a great place to share our stories in our school community.

**EM:** What is your favourite thing to bake?

**Mrs M:** Hmm I need to think! I don't have a favourite I just love cooking. Although possibly roast dinner.

**EM:** What do you like more: sugar or spice?

**Mrs M:** For myself, both. They are always good.

**EM:** How do you think we could improve lunch at school?

**Mrs M:** By getting some feedback from kids. If we don't know we can't do anything about it!

**EM:** Would you say you have a sweet or savoury tooth?

**Mrs M:** Savoury maybe? But I like my eleveneses! I love to have a cake or biscuit with my coffee at 11.

**EM:** Do you prefer cake or pie?

**Mrs M:** Ha ha! Now come on! I love food. It really depends on how I feel. I love everything!

**EM:** When did you start cooking?

**Mrs M:** I first started cooking with my mum when I was 9 years old living in Iran. We only ever ate fresh food, local produce, nothing was processed. I started with chicken and rice. I still cook it now.

**EM:** What is your best piece of advice for novice cooks?

**Mrs M:** Start simple. Make something you know you are going to like to eat. But start simple, walk before you can run and build up your skill.

**EM:** What are you most proud of in your school kitchen?

**Mrs M:** That we make everything from scratch, apart from the sausages and fish fingers, everything is made by us, fresh ingredients are really important.

## Easy Festive Biscuits recipe

### Ingredients

100g unsalted butter, softened at room temperature  
100g caster sugar  
1 egg, lightly beaten  
1 tsp vanilla extract  
275g plain flour




To make honey biscuits, swap the caster sugar for 70g honey and 30g caster sugar. Increase the vanilla extract to 2 teaspoons. Cook at 180C/Fan 160/Gas 4. Pipe on Christmas shapes with 40g melted white chocolate instead of using icing.

### Method:

- 1 Preheat the oven to 190C/375F/Gas 5. Line a baking tray with greaseproof paper.
- 2 Cream the butter and sugar together in a bowl until pale, light and fluffy.
- 3 Beat in the egg and vanilla extract, a little at a time, until well combined.
- 4 Stir in the flour until the mixture comes together as a dough.
- 5 Roll the dough out on a lightly floured work surface to a thickness of 1cm.
- 6 Using biscuit cutters or a glass, cut biscuits out of the dough and carefully place onto the baking tray. To make into Christmas tree decorations, carefully make a hole in the top of the biscuit using a straw.
- 7 Bake the biscuits for 8-10 minutes, or until pale golden-brown. Set aside to harden for 5 minutes, then cool on a wire rack.
- 8 For the icing, sift the icing sugar into a large mixing bowl and stir in enough water to create a smooth mixture. Stir in the food colouring.
- 9 Carefully spread the icing onto the biscuits using a knife and sprinkle over the glitter. Set aside until the icing hardens.



## Around the School



A small plea from Ben Glover, class 14

As a Huff and Puff Leader I look out for people using the equipment properly. The school's money goes towards it so please don't damage it and use it properly.

Thank you

Another plea. This time from Mrs Morgan in the kitchen.

There is a lot of waste being created at lunchtime from uneaten food. Some cakes, biscuits, fruit and yoghurts are being thrown away untouched.

Please think about what you choose and eat what you have taken.



At Tavistock Primary School, family assemblies are a fun way to share our learning. We've had them on science, history and geography and 99% of the time they use terrible jokes. As well as being an entertaining brain-break for the year performing it, there is a surprising amount to remember, including your lines, song(s) and sometimes poems. Recently year 5 performed their assembly about the Anglo-Saxons. There was plenty of bad humour and interesting facts. It was, overall, an amazing assembly.

The week after the year 5's assembly, year 6 performed one on the topic of World War 1. Our aim was to create a sombre atmosphere and we most certainly did. In the assembly there were no jokes. A lot of rehearsal went into it, especially the song. Did you know that the song was based on year 6's poems? Our assembly demonstrated the horrors of the war and life in the trenches.

I wonder what yours will be on?

**Jenna Mabey, Class 14**





This term we went on a trip to Dartmoor. We linked this trip in with our Artwork as we have been looking at landscapes. Before we went to the moors we needed to know what we were looking for, and at, so we researched different landscape artists such as: Anna Dillon, Frederick J Widgery, Robert Jennison, Georgia O'Keefe and Martin Proctor. As a class we looked at their styles and textures and how they draw landscapes to help us with our own sketching. We went to The Pimple (on a foggy day) and we drew the beautiful landscapes that we could see and all around us from a distance. We needed to consider depth (how far away the hills were), colours and different ways we could shade to show the light. In class we recreated our sketches using watercolour, charcoal and prints.

**Katie Howell-Rich**

Lots of exciting trips have taken place across the whole school this term. Years 1 and 2 went to the Otter and Butterfly Sanctuary and Year 3 visited Paignton Zoo. Year 5 went to the brilliant Escot Park near Exeter and whilst immersed in Anglo-Saxon way of life came face to face with wolves. In year six a trip to the magical caves of Carnglaze Caverns has hopefully inspired them for their writing in the New Year.







## Sports Reports

We have a long history of enjoying great sports within the school. A few children have taken the time to share their experience of some recent sporting activities.

### Futsal

On Friday 2<sup>nd</sup> November, we went to Okehampton College to play a Futsal match. I scored loads of goals and Kelsey scored a couple too. I think we were great sports-girls and did well. **Phoebe Piper**

On the 2<sup>nd</sup> November, there was a girls Futsal match at Okehampton College. It was the West Devon Girls Futsal Tournament. There were five in our team. We played schools from all over West Devon. Kelsey Vernon and Phoebe Piper scored loads of goals. We won two and drew one. The first match we won 3-2, the second 4-2 and finally drew 2 all. **Erin Hopkins**

### Football

On Thursday 16<sup>th</sup> October, we played a football match at Horrabridge in the West Devon Girls Football Tournament. We lost, but we competed very well. It was very hard, but we managed to finish. The girls are looking forward to our next match. **Miley Lake**

It was a warm sunny afternoon at Okehampton College. We took two boys teams and one girls team. The coach journey was full of excitement. When we arrived we had a short warm up and went into our first game. The games' opponents were the host, Okehampton. We got off to a fast start with a good finish by Jack Coates who slotted the ball into the bottom left hand corner of the net but a great comeback saw them beat us 3-1. We were determined to bounce back.

About five minutes later we were up against Horrabridge (B). We got a fast start, we were two nil up in a couple of seconds. We were four nil up a few minutes later. We increased our lead even further and by full time we won the game eight nil. Scored: Dan x5, Jack x2, Archie x1

After a delightful win, we then faced North Tawton. We yet again started quickly and were 2-0 up in seconds with two great finishes. We soon extended our lead and were 5-0 up! By full time we had won this time 11-0!!!! Scored: Jack x3, Dan x2, Joe x5, Archie x1. After our win, we had a break and we faced Horrabridge (C). We broke early, we were one nil up, but a great goal by Horrabridge saw them equalise. Then they scored again, but we pulled it back 2-2. Then a great show by us and by full time it was a win of 8-2 to us. Scored: Dan x3, Oliver x4, Archie x1.

Our last game was against North Tawton (C). We started fast and were 5-0 up in a few minutes. We won the game 10-0!!! Score: Oliver x3, Jack x3, Joe x2, Archie x2.

It was a great day out. Thank you to Mr Holt, Mr Elkington and Mrs Piper.

**Daniel Elkington and Jack Coates.**



## Sports Hall Competition

On the 3rd December, a team of girls and boys from years 5 and 6 attended an Area Sports Hall competition held at Tavistock College. Representing Tavistock Community Primary School were Joe Walker, Dan Elkington, Oliver Walker, Harry Moran, Charlie Potter, Jack Coates, Jenna Mabey, Olivia De Wolf, Katie Foster, Phoebe Piper, Niamh Petch and Autumn Matthews. We competed in a variety of track and field events that included relay races, throwing and catching a 1kg medicine ball, vertical jumps (these were measured from a standing position and we had to jump as high as possible), speed bounces over a low hurdle in 20 seconds and finally an obstacle race that included all the events we had taken part in plus a high hurdle jump and sprint finish. The other schools that took part were: St Peters, Horrabrige, Whitchurch, St Andrews and Meavy. Unfortunately our team came 5th overall but it was great fun and an educational experience. **Autumn Matthews and Olivia De Wolf**







# Art Answered!

Ever wondered how to draw a cat, a car or a Christmas tree? Can you draw a dog, a dolphin or a dragon? Here you can share your top tips and learn new skills. This issue **Lola Jolliffe** from class 15 demonstrates how to draw an elf.

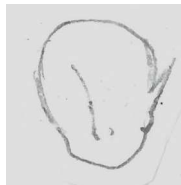
- First draw a rough circle, remember it doesn't need to be perfect



- Next, draw a small triangle which has curved edges and rub out the lines inside the head




- Now draw elf-like ears and a nose



- Draw a curved line with another underneath for the lips




- Add some eye brows and eyes and if you want, some freckles



- Sketch some wavy lines for the hair, rubbing out the original head shape within the hair



- Lastly, draw two lines underneath the head for the neck and add some shoulders, finish with clothing of your choice and you have completed your elf!







## Book Reviews

Have you read a great book recently? Do you want a recommendation? Book Reviews is here to help.

This term Riley Bond, Neve Young and Daisy Swift tell us about their latest read.



**Title:** The Island of Lost Horses

**Author:** Stacy Gregg

What was the story about?

A twelve year old girl in the Bahamas: an old lady, mum, dad and girl from 1493: a herd of horses.


Who are the main characters?

Beatrice, Felipa from 1493, the parents, a Duchess and the herd.

What did you like about the book?

It is filled with adventure, mystery, emotions and history.

My Rating: 10/10 Daisy Swift



**Title:** Wonder

**Author:** R J Palacio

What was the book about?

A 10 year old boy called Auggie who has a deformed face.

What three things did you like about the book?

Some people actually care about Auggie. His dog is called Daisy and she cares about him too. Auggie faces his fears.

What was your favourite part of the book?

When he went on a residential trip.

What didn't you like about the book?

He was bullied.

My Rating: 10/10 Riley Bond



**Title:** Diary of a Wimpy Kid

**Author:** Jeff King

What was the story about?

It was about a boy called Greg who was trying to stay in during the summer.

What three things did you like about the book?

1 When he went to his friend's home his dad had to pick him up because of his behaviour.

2 He gets blamed for everything his baby brother Manny does.

3 Greg was given a really cute dog called Sweetie as a pet from his dad.


What didn't you like?

Sometimes it got a bit confusing.

Who was your favourite character?

Rowley because he is very funny and makes jokes that do not make sense.

My rating: 6/10 Neve Young






## Puzzles and Jokes



These skeletons are telling each other a secret joke. Use the key to translate the code and find the joke.



The Aztecs wrote numbers using dots and dashes. A dot equalled 1 and a dash equalled 5. See if you can do Aztec maths by completing these six calculations with the correct symbols.

During which age did the mummies live?

~~The~~ band-age!!

What did the monster mummy say to kids at dinner?

~~Don't~~ talk with someone in your mouth!!

What did the metal monster want written on his grave?

~~Rust~~ in piece!!

What should you do after you shake hands with a monster?

~~Count~~ your fingers!!

Thank you Brook Grylls-Thomas for these jokes.



Know any good jokes? Have a mind-bendingly good puzzle? Here is the place to share it with everyone!

Remember you can post your entrees in the post box next to lost property.