



As recommended by [gov.uk](https://www.gov.uk)


Home Learning Pack Year 1



Take a picture while you work through this booklet and tweet us [@ClassroomSecLtd](https://twitter.com/ClassroomSecLtd) using the hashtags [#CSKids](https://twitter.com/CSKids) and [#HomeLearningHero](https://twitter.com/HomeLearningHero) to be in with a chance of winning a month's subscription to [classroomsecrets.co.uk](https://www.classroomsecrets.co.uk).

One More One Less

1a. Circle the number that is one more than the amount shown below.



45

40

37

VF

One More One Less

1b. Circle the number that is one less than the amount shown below.



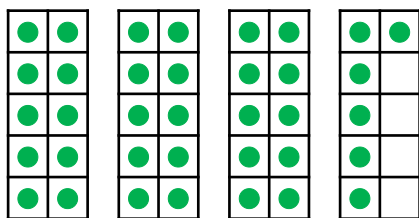
48

16

33

VF

2a. Find one more and one less than the number shown below.



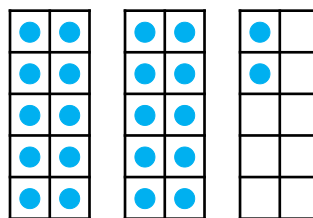
One more is .

One less is .



VF

2b. Find one more and one less than the number shown below.



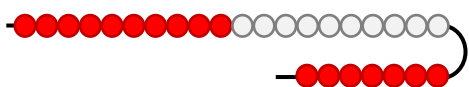
One more is .

One less is .



VF

3a. Complete the sentences.



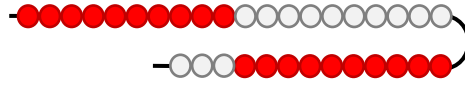
There are beads.

One more than is .



VF

3b. Complete the sentences.



There are beads.

One less than is .



VF

4a. Use the number track to complete the sentence.



44 is one less than .



VF

4b. Use the number track to complete the sentence.



27 is one more than .



VF

One More One Less

1a. Which statement is incorrect?



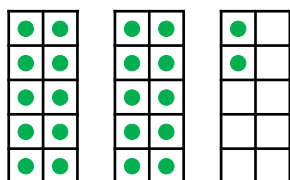
One more than 22 is 32.

Tom

One more than 22 is 23.



Aiza



R

One More One Less

1b. Which statement is incorrect?



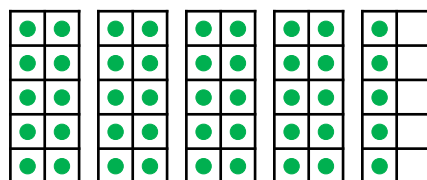
One less than 45 is 43.

Theo

One less than 45 is 44.



Erin



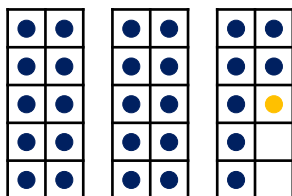
R

2a. Which is the odd one out?


A.

B.

One more than 37 is 38.



C.



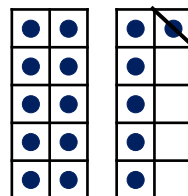
PS

2b. Which is the odd one out?

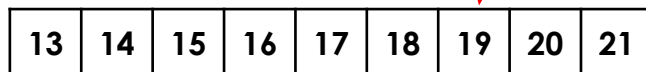
A.

B.

One less than 16 is 15.

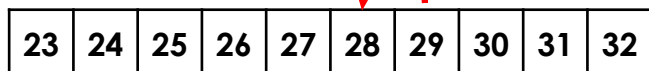
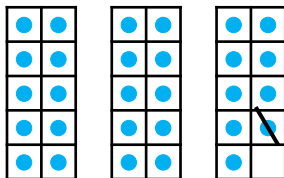


C.



PS

3a. Esme has drawn a number track to match the ten frames.

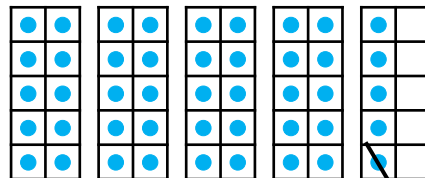


Is she correct? Explain your answer.



R

3b. Ben has drawn a number track to match the ten frames.




Is he correct? Explain your answer.



R

One More One Less

1a. Circle the number that is one more than the amount shown below.



24


40

31

VF

One More One Less

1b. Circle the number that is one less than the amount shown below.




29

38

19

VF

2a. Find one more and one less than the number shown below.



28	29	30	31	32	33	34
----	----	----	----	----	----	----


One more is .

One less is .



VF

2b. Find one more and one less than the number shown below.



37	38	39	40	41	42	43
----	----	----	----	----	----	----


One more is .

One less is .



VF

3a. Complete the sentences.



There are straws.


One more than is .

One less than is .



VF

3b. Complete the sentences.



There are straws.

One more than is .

One less than is .



VF

4a. Use the number track to complete the sentence.

35	36	37	38	39	40	41
----	----	----	----	----	----	----

38 is one less than .



VF

4b. Use the number track to complete the sentence.

37	38	39	40	41	42	43
----	----	----	----	----	----	----

40 is one more than .



VF

One More One Less

One More One Less

1a. Which statement is incorrect?



One more than 44 is 43.

One less than 44 is 43.



41	42	43	44	45	46
----	----	----	----	----	----



R

1b. Which statement is incorrect?



One less than 25 is 22.

One more than 25 is 26.

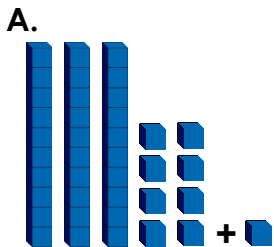


22	23	24	25	26	27
----	----	----	----	----	----



R

2a. Which is the odd one out?



B.

One more than 34 is 35.

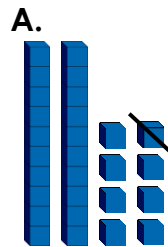


31	32	33	34	35	36	37	38	39
----	----	----	----	----	----	----	----	----




PS

2b. Which is the odd one out?



B.



22	23	34	25	26	27	28	29	30
----	----	----	----	----	----	----	----	----



PS

3a. Stan has drawn a number track to show one more than 39.

35	36	37	38	39	40	41	42	43	44
----	----	----	----	----	----	----	----	----	----

Is he correct? Explain your answer.



R

3b. Emma has drawn a number track to show one less than 30.

26	27	28	29	30	31	32	33	34	35
----	----	----	----	----	----	----	----	----	----


Is she correct? Explain your answer.



R

One More One Less

1a. Circle the number that is one more than the amount shown below.



34

49

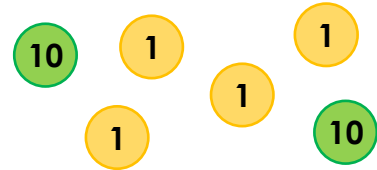
41



VF

One More One Less

1b. Circle the number that is one less than the amount shown below.



32

26

23



VF

2a. Find one more and one more again than twenty-nine.

28	29	30	31	32	33	34
----	----	----	----	----	----	----

One more is .

One more again is .



VF

2b. Find one less and one less again than thirty-one.

28	29	30	31	32	33	34
----	----	----	----	----	----	----

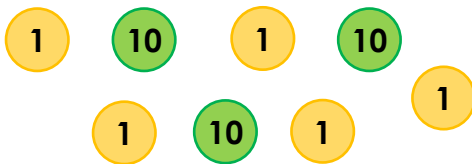
One less is .

One less again is .



VF

3a. Complete the sentences.



The number is .

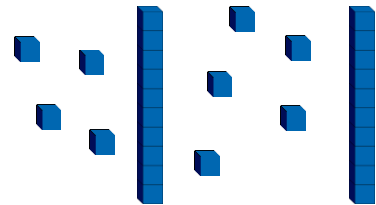
One more than is .

One more again is .



VF

3b. Complete the sentences.



The number is .

One less than is .

One less again is .



VF

4a. Use the number track to complete the sentence.

<input type="text"/>	36	<input type="text"/>	38	<input type="text"/>	40	41
----------------------	----	----------------------	----	----------------------	----	----

is one less than 40.



VF

4b. Use the number track to complete the sentence.

27	28	<input type="text"/>	30	<input type="text"/>	<input type="text"/>	33
----	----	----------------------	----	----------------------	----------------------	----

is one less than 30.



VF

One More One Less

1a. Which statement is incorrect?



Oscar

One more and one more again than 41 is 43.



Tess

One more and one more again than 41 is 45.

39	40	41	42	43	44
----	----	----	----	----	----



R

One More One Less

1b. Which statement is incorrect?



Gus

One less and one less again than 25 is 22.



Sasha

One less and one less again than 25 is 23.

22	23	24	25	26	27
----	----	----	----	----	----

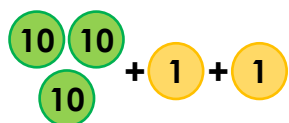


R

2a. Which is the odd one out?

A.

B.



One more and one more again than 29 is 31.

C.

26	27	28	29	30	31	32	33	34
----	----	----	----	----	----	----	----	----




PS

2b. Which is the odd one out?

A.

B.



One less than 48 is 47.

C.

41	42	43	44	45	46	47	48	49
----	----	----	----	----	----	----	----	----



PS

3a. Theo has drawn a number track to show one more than twenty-nine.

25	26			29	30		32		34
----	----	--	--	----	----	--	----	--	----

Is he correct? Explain your answer.



R

3b. Isla has drawn a number track to show one less than forty.

37			40	41		43	44		46
----	--	--	----	----	--	----	----	--	----

Is she correct? Explain your answer.




R

Tens and Ones


Tens and Ones

1a. Circle 12.



VF

1b. Circle 15.



VF

2a. Draw the number 11 using sticks and bricks.



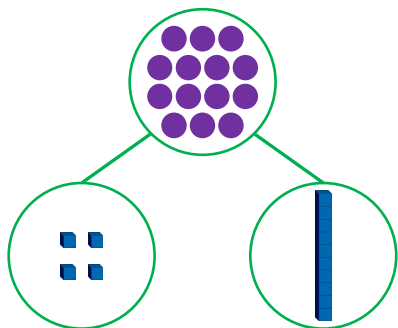
VF

2b. Draw the number 14 using sticks and bricks.



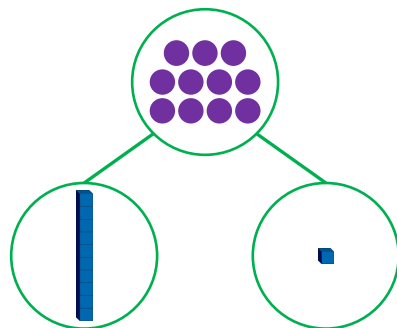
VF

3a. True or false?




VF

3b. True or false?



VF


4a. Match each number to the Base 10.



| ten and ■ ones.

13

| ten and ■ one.



| ten and ■■ ones.



VF

4b. Match each number to the Base 10.

14

| ten and ■ ones.



| ten and ■■ ones.

12

| ten



VF

Tens and Ones


1a. Ted is drawing the number 12. What is missing?



PS

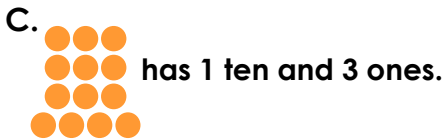
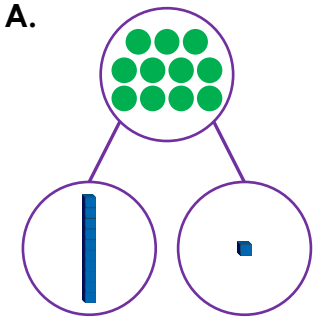
Tens and Ones

1b. Jim is drawing the number 14. What is missing?



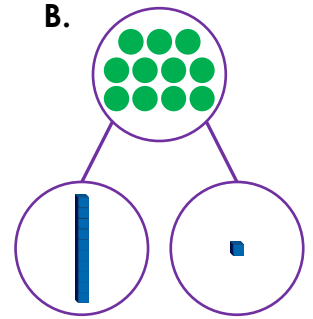

PS

2a. Which is the odd one out? Why?




R

2b. Which is the odd one out? Why?



R

3a. Cath and Tom are making the number 14.



We need ●● more ones.

Cath

We need ●● more ones.



Tom

Who is correct? Explain how you know.



R

3b. Rick and Kat are making the number 13.



We need ●● more ones.

Rick

We need ● more one.



Kat

Who is correct? Explain how you know.

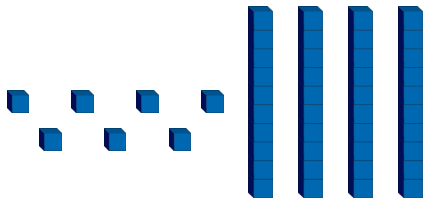


R

Tens and Ones


Tens and Ones

1a. Circle 16.



VF

1b. Circle 18.



VF

2a. Draw the number 17 using sticks and bricks.



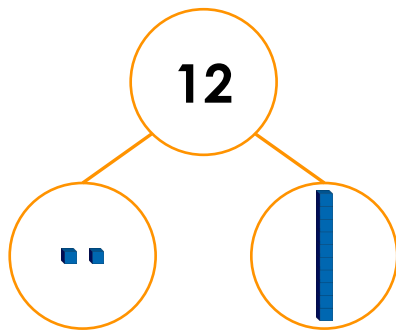
VF

2b. Draw the number 15 using sticks and bricks.



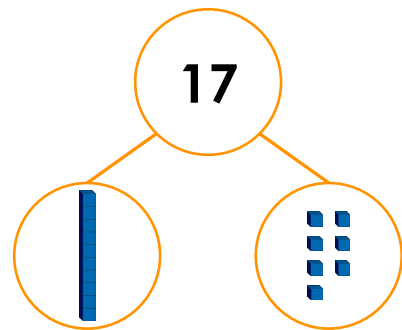
VF

3a. True or false?



VF

3b. True or false?



VF

4a. Match each number to the Base 10.

14

ten and ones.

11

ten and ones.

17

ten and one.



VF

4b. Match each number to the Base 10.

20

ten and ones.

19

ten and ones.

12

tens.




VF

Tens and Ones

Tens and Ones

1a. Fred is drawing the number 19. What is missing?



PS

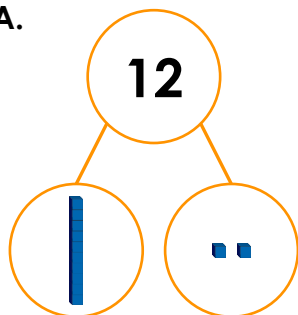
1b. Pete is drawing the number 11. What is missing?



PS

2a. Which is the odd one out? Why?

A.



B.



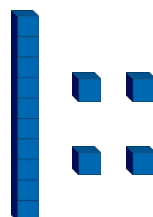
C. 11 has 1 ten and 1 one.



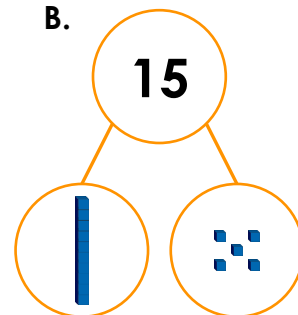
R

2b. Which is the odd one out? Why?

A.



B.




C. 15 has 1 ten and 5 ones.



R

3a. Holly and Paul are making the number 15.



Holly

We need 2 more ones.



Paul

We need 1 more one.

Who is correct? Explain how you know.



R

3b. Pat and Shan are making the number 18.



Pat

We need 1 more one.



Shan

We need 1 ten.


Who is correct? Explain how you know.



R


Tens and Ones

1a. Circle 17.



VF

1b. Circle 20.



VF

2a. Draw the number eleven using sticks and bricks.



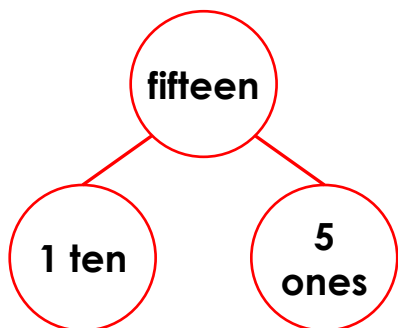
VF

2b. Draw the number nineteen using sticks and bricks.



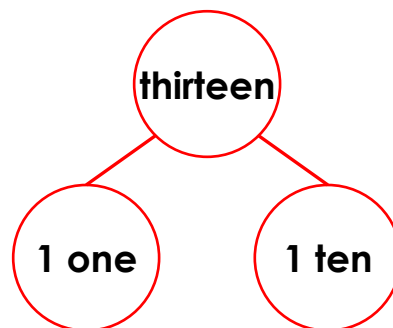
VF

3a. True or false?



VF

3b. True or false?



VF

4a. Match each number to the Base 10.

12

|| tens.

fourteen

| ten and ■■ ones.

20

| ten and ■■ ones.



VF

4b. Match each number to the Base 10.

eleven

| ten and ■■■ ones.

17

| ten and ■■■ ones.

sixteen


| ten and ■ one.



VF

Tens and Ones


1a. Tara is drawing the number seventeen. What is missing?



PS

Tens and Ones

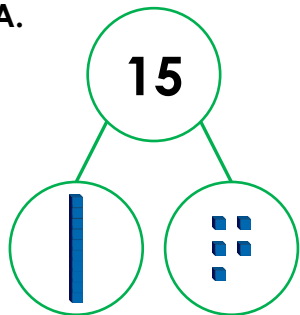
1b. Max is drawing the number eighteen. What is missing?




PS

2a. Which is the odd one out? Why?

A.



B.




C. Fifteen has 1 ten and 5 ones.



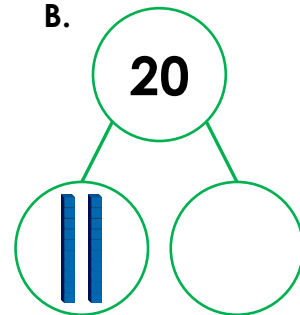
R

2b. Which is the odd one out? Why?

A.



B.



C. Nineteen has 1 ten and 9 ones.



R

3a. Roz and Stan are making the number 20.



Roz

We need one more ten.



Stan

We need one more one.

Who is correct? Explain how you know.



R

3b. Jin and Emma are making the number 16.



Jin

We need three more ones.



Emma

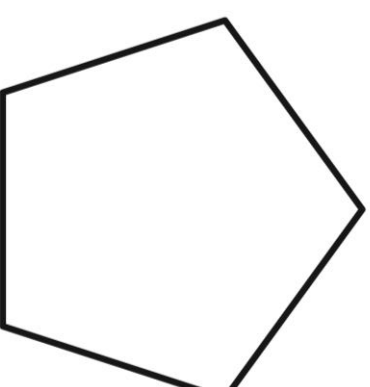
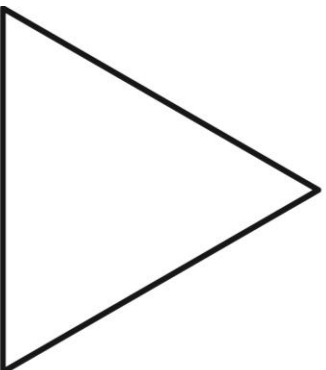


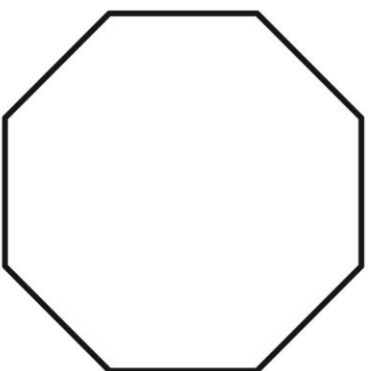
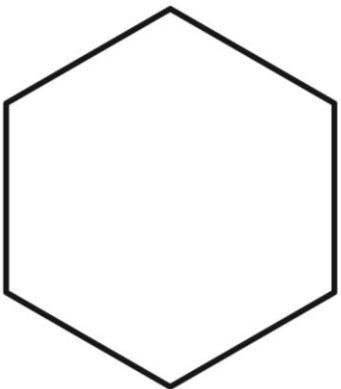
We need four more ones.

Who is correct? Explain how you know.



R

Recognising 2D Shapes



Label each shape with the correct name.

Visit [kids.classroomsecrets.co.uk](https://www.classroomsecrets.co.uk) for online games to support learning.

Join our  Group: [Coronavirus Home Learning Support for Teachers and Parents](#)

Number bonds to 10

 $0 +$ $?$ $= 10$

classroomsecrets.com

Number bonds to 10

10

classroomsecrets.com

Number bonds to 10

 $1 +$ $?$ $= 10$

classroomsecrets.com

Number bonds to 10

9

classroomsecrets.com

Number bonds to 10

 $2 +$ $?$ $= 10$

classroomsecrets.com

Number bonds to 10

8

classroomsecrets.com

Number bonds to 10

 $3 +$ $?$ $= 10$

classroomsecrets.com

Number bonds to 10

7

classroomsecrets.com

Number bonds to 10

 $4 +$ $?$ $= 10$

classroomsecrets.com

Number bonds to 10

6

classroomsecrets.com

Number bonds to 10

 $5 +$ $?$ $= 10$

classroomsecrets.com

Number bonds to 10

5

classroomsecrets.com

Number bonds to 10

 $6 +$ $?$ $= 10$

classroomsecrets.com

Number bonds to 10

4

classroomsecrets.com

Number bonds to 10

 $7 +$ $?$ $= 10$

classroomsecrets.com

Number bonds to 10

3

classroomsecrets.com

Number bonds to 10

$$8 + ? = 10$$

classroomsecrets.com

Number bonds to 10

2

classroomsecrets.com

Number bonds to 10

$$9 + ? = 10$$

classroomsecrets.com

Number bonds to 10

1

classroomsecrets.com

Number bonds to 10

$$10 + ? = 10$$

classroomsecrets.com

Number bonds to 10

0

classroomsecrets.com

Number bonds to 10

classroomsecrets.com

Number bonds to 10

classroomsecrets.com

Number bonds to 10

classroomsecrets.com

Number bonds to 10

classroomsecrets.com

Number bonds to 10

classroomsecrets.com

Number bonds to 10

classroomsecrets.com

Number bonds to 10

classroomsecrets.com

Number bonds to 10

classroomsecrets.com

Number bonds to 10


classroomsecrets.com

Number bonds to 10

classroomsecrets.com

Count in 2s

1. Ranger Bill is feeding his pairs of animals. He wants to find out how many animals he has in total. Some pairs are inside and some are outside.



I know that there are more than 30 animals altogether. There are less than 13 pairs of animals inside.

Use the clues to explore how many animals there are altogether and how many are kept inside.

2. With someone at home, play the Count in 2s game below.

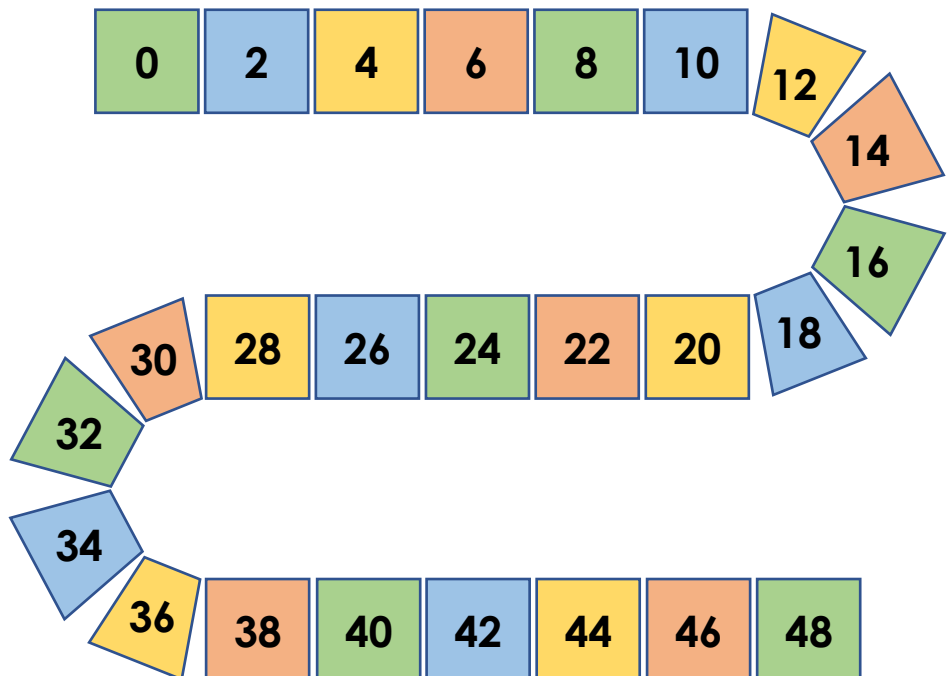
Rules

Place your counter on 0.

Roll the dice to find out how many spaces to move your counter.

Count in 2s as you move.

The first person to reach 48 is the winner.



Capital Letters to Start Sentences

1a. Circle the words which need a capital letter.

her leg is stuck in the box.

the egg is big and round.



VF

Capital Letters to Start Sentences

1b. Circle the words which need a capital letter.

it was a fun day.

put the peg in the tray.



VF

2a. Correct the sentences below.

his coat is red.

pat the cat.



VF

2b. Correct the sentences below.

the pig can dig.

eat the plum.



VF

3a. Choose the best word to start each sentence.

the

she

am

_____ moon is big.

_____ likes to play.

Remember to add the capital letter.



VF

3b. Choose the best word to start each sentence.

look

say

ask

_____ your dad.

_____ at the trees.

Remember to add the capital letter.



VF

4a. Tick the correct sentence.

A. The car is green.

B. the car is green.

C. The car is greenN.



VF

4b. Tick the correct sentence.

A. be a good dog.

B. Be a Good dog.

C. Be a good dog.



VF

Capital Letters to Start Sentences

Capital Letters to Start Sentences

1a. Jim has written a sentence.

	Put your hand up.



The capital letter has been used correctly.

Do you agree? Explain why.



R

1b. Tom has written a sentence.

	her Tent is big.



The capital letter has been used correctly.

Do you agree? Explain why.



R

2a. Order the words to make a sentence.

black	dog	is	the
-------	-----	----	-----

Remember to use a capital letter and full stop.



A

2b. Order the words to make a sentence.

frog	a	green	is
------	---	-------	----

Remember to use a capital letter and full stop.



A

3a. Write a sentence about the picture using the word bank to help you.



he	it	kick
----	----	------



A

3b. Write a sentence about the picture using the word bank to help you.



cat	pet	he
-----	-----	----



A

Capital Letters to Start Sentences

Capital Letters to Start Sentences

1a. Circle the words which need a capital letter.

the wheel is broken and I can't fix it.

look at that big fish in the pond!



VF

1b. Circle the words which need a capital letter.

she dropped the coin in the sea.

the doctor looked in my mouth.



VF

2a. Correct the sentences below.

five is more than four.

fetch your hat and scarf.



VF

2b. Correct the sentences below.

the train came but I was late.

dogs are good pets.



VF

3a. Choose the best word to start each sentence.

come

draw

when

_____ to my house.

_____ a green bird.

Remember to add the capital letter.



VF

3b. Choose the best word to start each sentence.

our

we

she

_____ like school.

_____ went to the shop.

Remember to add the capital letter.



VF

4a. Tick the correct sentence.

A. last week I went to the swimming pool.

B. Last week I went to the swimming pool.

C. last week I Went to the swimming pool.



VF

4b. Tick the correct sentence.

A. The show was funny and I liked it.

B. the show was funny and I liked it.

C. ThE show was funny and I liked it.



VF

Capital Letters to Start Sentences

1a. Pat has written a sentence.

you can catch it when I throw it.



The capital letters have been used correctly.

Do you agree? Explain why.



R

Capital Letters to Start Sentences

1b. Kira has written a sentence

we like to play in The snow.



The capital letter has been used correctly.

Do you agree? Explain why.



R

2a. Order the words to make a sentence.

said	we	go	to	the	can	mum	zoo
------	----	----	----	-----	-----	-----	-----

Remember to use the correct punctuation.



A

2b. Order the words to make a sentence.

over	she	I	fell	her	and	helped
------	-----	---	------	-----	-----	--------

Remember to use the correct punctuation.



A

3a. Write a sentence about the picture using the word bank to help you.



she	Painted	I	and
-----	---------	---	-----



A

3b. Write a sentence about the picture using the word bank to help you.



likes	songs	and	sing
-------	-------	-----	------



A

Capital Letters to Start Sentences

1a. Circle the words which need a capital letter.

on Friday, I travelled down a bumpy road.

the girl forgot her sports kit so she couldn't play football.



VF

Capital Letters to Start Sentences

1b. Circle the words which need a capital letter.

the best month of the year is June.

the jelly was disgusting and I did not enjoy it.



VF

2a. Correct the sentences below.

join in with the class on Monday.

your horse is very frisky.



VF

2b. Correct the sentences below.

go and get your football.

reading is fun and I read every night.



VF

3a. Choose the best word to start each sentence.

score

my

ride

_____ birthday is in March.

_____ the bike safely.



VF

3b. Choose the best word to start each sentence.

under

about

june

_____ is the sixth month.

_____ the bed is a mess.



VF

4a. Tick the correct sentence.

A. On Saturday, I visited the shops with my sister.

B. On Saturday, I visiteD the shops with my sister.

C. on Saturday, I visited the shops with my sister.



VF

4b. Tick the correct sentence.

A. my trousers didn't fit but I wore them anyway.

B. My trousers didn't fit But I wore them anyway.

C. My trousers didn't fit but I wore them anyway.



VF

Capital Letters to Start Sentences

1a. Cath has written a sentence.

	Jump up and down Quickly.
--	---------------------------



The capital letters have been used correctly.

Do you agree? Explain why.



R

Capital Letters to Start Sentences

1b. Jo has written a sentence.

	sometimes it snows in December.
--	---------------------------------



The sentence has the correct capital letters.

Do you agree? Explain why.



R

2a. Order the words to make a sentence.

like	nana	do	I	and	to	gardening
------	------	----	---	-----	----	-----------



A

2b. Order the words to make a sentence.

swimming	went	I	on	Kate	and	Monday
----------	------	---	----	------	-----	--------



A

3a. Write a sentence about the picture using the word bank to help you.




she	Tuesday	fed	every
-----	---------	-----	-------



A

3b. Write a sentence about the picture using the word bank to help you.



him	but	difficult	he	I
-----	-----	-----------	----	---



A

Using Questions

1a. Sort the words under the correct heading.

Question
Opener

Not a Question
Opener

what pen why
garden how book



VF

Using Questions

1b. Sort the words under the correct heading.

Question
Opener

Not a Question
Opener

desk when paper
where seat who



VF

2a. Choose an opener from the word bank to complete the sentence.

_____ do you want to go?

What Where



VF

2b. Choose an opener from the word bank to complete the sentence.

_____ did you do that?

Who Why



VF

3a. Rewrite this question with a different opener from the word bank. Make sure your question makes sense.

How did you get here?

When Who



VF

3b. Rewrite this question with a different opener from the word bank. Make sure your question makes sense.

When did they leave?

What Where



VF

4a. Tick the question which matches the answer below.

He is called Tom.

- A. What is your name?
- B. Who is your friend?
- C. Where is your friend?



VF

4b. Tick the question which matches the answer below.

I am going on Friday.

- A. Why are you going?
- B. Who are you going with?
- C. When are you going?



VF

Using Questions

1a. Lin has written the question below.

When are you?

Explain the mistake she has made and write the correct question.



R

Using Questions

1b. Jan has written the question below.

What are you going?

Explain the mistake she has made and write the correct question.



R

2a. Complete the question that Matthew has asked Ruby.



Matthew

What ...



Ruby

My name is Ruby.



A

2b. Complete the question that Anika has asked Jack.



Anika

How ...



Jack

I'm 6 years old.



A

3a. Are the two questions below asking the same thing?

A. Who are you talking to?

B. What are you talking to?

Prove it.



R

3b. Are the two questions below asking the same thing?

A. When did you get here?

B. How did you get here?

Prove it.



R

Using Questions

1a. Sort the words under the correct heading.

Question
Opener

Not a Question
Opener

are

school

if

skirt

may

pencil



VF

2a. Choose an opener from the word bank to complete the sentence.

_____ you want to go outside?

Can

Are

Do



VF

3a. Rewrite this question with a different opener from the word bank. Make sure your question makes sense.

May I have an apple please?

If

Can

Should



VF

4a. Tick the question which matches the answer below.

Yes, I love it!

A. Could you pass me the book?

B. Are there many pages in the book?

C. Do you like the book?



VF

Using Questions

1b. Sort the words under the correct heading.

Question
Opener

Not a Question
Opener

table

could

board

should

chair

do



VF

2b. Choose an opener from the word bank to complete the sentence.

_____ you pass a pencil to me please?

May

Should

Could



VF

3b. Rewrite this question with a different opener from the word bank. Make sure your question makes sense.

Can we go home now?

If

Are

Should



VF

4b. Tick the question which matches the answer below.

No, probably not.

A. Should you be eating sweets?

B. Do you eat sweets?

C. Are you eating sweets?



VF

Using Questions

1a. Marie has written the question below.

Could you going to play football?

Explain the mistake she has made and write the correct question.



R

Using Questions

1b. Thomas has written the question below.

Can you like fish and chips?

Explain the mistake he has made and write the correct question.



R

2a. Write the question that Sam has asked Fozia.



Sam

Could ...

Yes I could open the door for you.



Fozia



A


2b. Write the question that Omar has asked Jess.



Omar

Would ...

No I wouldn't like to play outside thanks.



Jess



A

3a. Are the two questions below asking the same thing?

A. Do you have a sticker?

B. Can you have a sticker?

Prove it.



R

3b. Are the two questions below asking the same thing?

A. May I have some grapes?

B. Should I have some grapes?

Prove it.



R

Using Questions

1a. Sort the words under the correct heading.

Question
Opener

Not a Question
Opener

which

village

whose

but

could

jacket



VF

Using Questions

1b. Sort the words under the correct heading.

Question
Opener

Not a Question
Opener

children

does

beautiful

would

because

should



VF

2a. Choose a question word to complete the sentence.

She asked if I knew _____
the nearest station was.



VF

2b. Choose a question word to complete the sentence.

They asked if I knew _____
time it was.



VF

3a. Rewrite this question with a different question word. Make sure your question makes sense.

In our next lesson, can we do some painting please?



VF

3b. Rewrite this question with a different question word. Make sure your question makes sense.

Could we catch this bus and go all the way to New Town?



VF

4a. Tick the question which matches the answer below.

What did she say?

- A. Would you take the bins out?
- B. He asked if she would take the bins out.
- C. How do I know if she took the bins out?



VF

4b. Tick the question which matches the answer below.

Yes, I will be.

- A. He asked her if she would eat it all.
- B. Are you eating all of that?
- C. Could you have eaten all of that?



VF

Using Questions

1a. Jakub has written the question below.

How dogs bark?

Explain the mistake he has made and write the correct question.



R

Using Questions

1b. Lily has written the question below.

Whose birds fly?

Explain the mistake she has made and write the correct question.



R

2a. Complete the question that Li Wei has asked Nia.



Li Wei

Could you tell me ...

We should be doing our maths work now.



Nia



A

2b. Complete the question that Arooj has asked Liam.



Arooj

Do you know ...

I think they support New Town Football Club.



Liam



A

3a. Are the two questions below asking the same thing?

- A. I wonder which book is his favourite.
- B. I wonder whose book is his favourite.

Prove it.



R

3b. Are the two questions below asking the same thing?

- A. I wonder if he plays a musical instrument.
- B. I wonder if he can play a musical instrument.

Prove it.




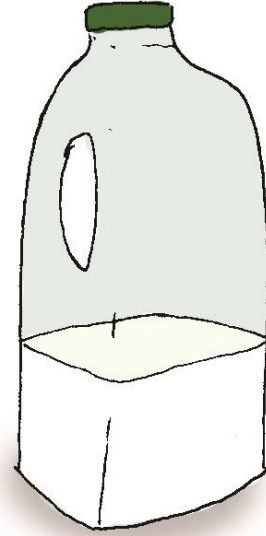
R

How to Make Pancakes



1. Put the **flour** in a **bowl**.

2. **Pour** in the **milk**.




3. Add the **eggs**.


4. Mix it all up by **using** a
whisk.



5. Take a large pan and add some oil.







6. Pour the mixture into the hot pan.



7. Cook one side then flip it over and cook the other side.

You have made a pancake! Now choose your topping:



How to Make Pancakes – Follow-Up Work

What type of text is this?

What do you put in the bowl first?

What ingredients are used to make pancakes?

What item do you use to mix the ingredients up?

What topping would you have on your pancake?

By the River



By the River – Follow-Up Work

1. Who can you see in the picture?

2. What do you think she is doing?

3. What is the weather like? How do you know?

4. Where in the world could she be?

5. Do you think she is there just for the day? How do you know?

By the River – Follow-Up Work

6. Do you think she likes the river?

7. What do you think she might be able to hear?

8. Would you like to go there?

9. If you could ask the lady in the picture a question, what would it be?

10. What might be living in the forest by the river?

My Autobiography

An autobiography is a piece of writing that is all about you. Complete the sentences below with information about you and your life.

My name is

My birthday is

I live with my

My favourite book is called

When I grow up, I want to be