



Week beginning: Monday 29th June

English- Back to basics

Can you define these words in your home learning book-

Noun (don't forget there are 4 types of nouns- proper, common, collective and abstract), adjective, verb, adverb and pronoun. Once you have defined these words, can you identify them within these sentences (you may even want to write it into your book and label the word classes).

Example- Mr Hall's long hair blew softly in the cool breeze due to his lack of haircuts during lockdown.

Reading-

Identify 3 nouns, 3 adjective, 3 verbs, 3 adverbs and 3 pronouns within your reading book and write them into your home learning book. You could even put them into a table like this-

Nouns	Adjective	Verb	Adverb	Pronoun
Cat	Brown	Ran	Quickly	He


Handwriting-

We would like you to spend some time every day this week practising your cursive handwriting.

Remember your lead ins and joiners. You can practise this by writing the alphabet

each day or create some of your own sentences.

Challenge: Can you create sentences with every letter in the alphabet?



P.E-

We hope you enjoyed creating your wheel of fortune exercises last week. This week we would like you to repeat the activity but try to come up with some more challenging moves to push yourself further with your physical exercise.



Maths-

Follow this link and complete the area and perimeter activities on BBC Bitesize.


Area-

<https://www.bbc.co.uk/bitesize/topics/zjbg87h/articles/zwqt6fr>

Perimeter-

<https://www.bbc.co.uk/bitesize/topics/zvmxsbk/articles/zsr4k7h>

Once you have done this write the definition of each word in your book with an example to accompany it. A really fun way to explore area and perimeter further is to create your name on squared paper, or create an image using lego or pieces of squared paper like post it notes. Below are some examples of what you could do to explore it further.



Websites

<https://spellingframe.co.uk/> Keep working on your spellings.
<https://www.topmarks.co.uk/maths-games/7-11-years/times-tables>
<https://www.topmarks.co.uk/maths-games/hit-the-button>
<https://play.trockstars.com/> Login using our school name
<https://www.twinkl.co.uk/resources/parents>
<https://www.bbc.co.uk/teach/primary/zd7p47h>
<https://www.bbc.co.uk/teach/supermovers>
<https://www.youtube.com/user/CosmicKidsYoga>
<https://www.codeforlife.education/rapidrouter/>


Science and Foundation subjects

Science- Think about your local outdoor area (this could be your garden, park or another outside space). What improvements could be made to support natural animal and plant eco systems? You may even want to take a photograph of this area and redraw it with your improvements alongside it in your home learning book. If you're stuck for inspiration why not visit a local nature reserve such as Burrator Arboretum.

Computing-

Touch typing is a useful skill to know and for your computing this week we would like you to work on this using the Dance Mat Typing programme on BBC Bitesize. Follow this link and work through the activities throughout the week-

<https://www.bbc.co.uk/bitesize/topics/zf2f9j6/articles/z3c6tfr>



Art/DT-

This week we would like you to create a marble run labyrinth using materials around your house. As you make it, think about the area and perimeter of your walls and how to create it effectively so that the marble can navigate around it with ease.

