

VE Day Celebrations

Last week, we decided to enter into the fun of the VE Day celebrations. We painted paper in red and blue and cut strips to make paper chains. We also coloured some flags and stuck them along some string to make bunting!




Bunting is always fun and cheerful! Perhaps you could make some rainbow flags?

You can find printable templates on the Twinkl website.

Kitchen Towel Art

Amelia and Samuel had fun using felt-tipped pens to colour the patterns on some kitchen towel!




This is a great activity for fine motor control!



Sharing Books

Children always love to listen to stories!

Find a cosy place to snuggle up and read together. Be brave and experiment with some funny voices or different accents for the characters- the children will find it really funny! 😊



There are also plenty of stories available on Youtube and the iplayer [cheebies bedtime stories](#) page.



Nature Bracelets

Why not have a go at making one of these beautiful bracelets?



All you need are some flowers, leaves or twigs that can be collected from your garden or when you go out for a walk. Simply glue your findings onto some strips of paper!

Planting and Growing

Have you been growing any seeds? I wanted to grow some cress as this is really easy to do, but couldn't find any in the shops!

Instead, we tried planting the seeds from some tomatoes and peppers that we ate. Look how they're doing! It's so much fun to see how they've grown each day!



Get Physical!

What better way to get your little ones moving than to some action nursery rhymes?!

Dance along to 'Heads, Shoulders, Knees and Toes', 'The Grand Old Duke of York' or get them to teach you our favourite, 'The Funky Chicken'! ☺

