






Year 1 and 2 Project Homework

This term's project homework allows you to choose from a range of subjects and create almost anything you like! Below is a list of what we will be studying next term in specific subjects with some suggestions of activities that you could do. Choose something from the list (or come up with your own idea) that is linked to the curriculum next term.

If you would like to bring anything in to school to share, please do so by **Monday 8th June**.

Have fun, we look forward to seeing what you create!

<p>In History we will be looking at The Elizabethan Era</p> 	<p>For your homework you could...</p> <ul style="list-style-type: none">• Research Queen Elizabeth I and write 5 interesting facts.• Design your own Tudor-style ruff or shield.• Draw and label a Tudor ship.• Create a timeline showing important Elizabethan events.• Find out about Sir Francis Drake and present your facts creatively.
<p>In Science we will be studying Living things and their life cycles</p> 	<p>For your homework you could...</p> <ul style="list-style-type: none">• Draw the life cycle of a butterfly, frog, or another animal.• Compare baby animals with their adults.• Keep a mini nature diary of insects or birds you spot.• Research an animal habitat and create a fact file.• Grow a seed and record changes each week.
<p>In English we will be writing fiction and non-fiction pieces.</p> 	<p>For your homework you could...</p> <ul style="list-style-type: none">• Visit the library and choose some non-fiction books to share• Write and illustrate your own story set in a fantasy land.• Create your own fact file about your favourite animal.• Draw and describe a character from your favourite story.• Keep a diary of your week off.
<p>In Art we will be looking at spirals, collage and sketching.</p> 	<p>For your homework you could...</p> <ul style="list-style-type: none">• Create a spiral picture using paint, pencils, or collage materials.• Practise sketching everyday objects.• Make a collage using recycled paper, magazines, or natural materials.• Create artwork inspired by patterns you find outdoors.• Experiment with shading using light and dark pencils.
<p>In Maths we will be working on many areas including fractions and time.</p> 	<p>For your homework you could...</p> <ul style="list-style-type: none">• Practise counting in 2s, 5s and 10s• Make an analogue clock and practice showing o'clock and half past times.• Practice saying and remembering the days of the week and the months of the year.• Find half and quarter of objects, shapes and quantities.• Learn all the number facts that make 3, 4, 5, 6, 7, 8, 9 and 10. (For example, $3 + 4 = 7$)



Please make sure you continue to read to your child and also listen to them read their reading book. Please record this in their reading record.