



As recommended by [gov.uk](https://www.gov.uk)

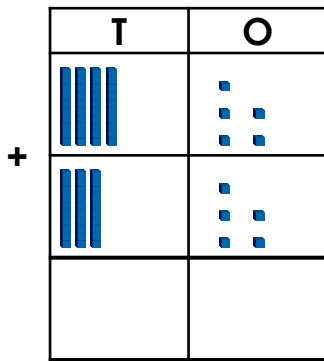
# Home Learning Pack Year 2



Take a picture while you work through this booklet and tweet us [@ClassroomSecLtd](https://twitter.com/ClassroomSecLtd) using the hashtags [#CSKids](https://twitter.com/CSKids) and [#HomeLearningHero](https://twitter.com/HomeLearningHero) to be in with a chance of winning a month's subscription to [classroomsecrets.co.uk](https://www.classroomsecrets.co.uk).

## Add 2-Digit Numbers

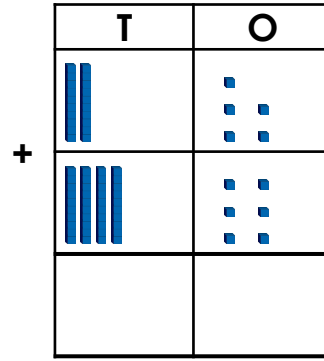
1a. Add the two numbers below together.



VF

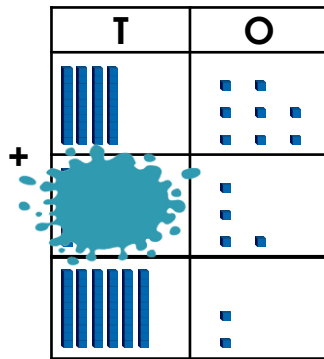
## Add 2-Digit Numbers

1b. Add the two numbers below together.



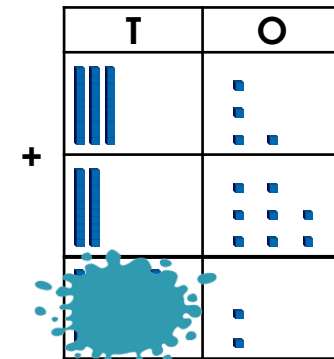
VF

2a. Find the missing digit.



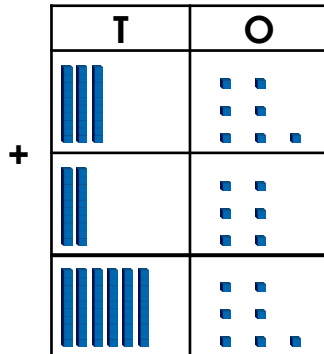
VF

2b. Find the missing digit.



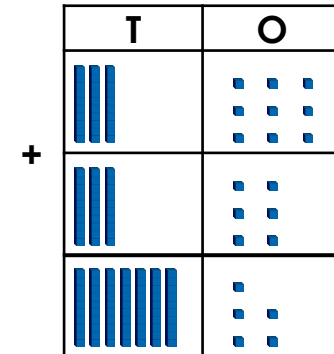
VF

3a. True or false?



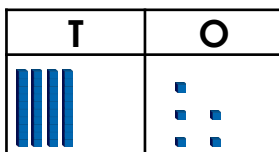
VF

3b. True or false?



VF

4a. Circle the incorrect sum that does not equal the answer shown below.



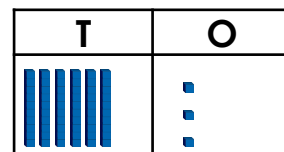
A.  $29 + 16$

B.  $19 + 27$



VF

4b. Circle the incorrect sum that does not equal the answer shown below.



A.  $38 + 25$

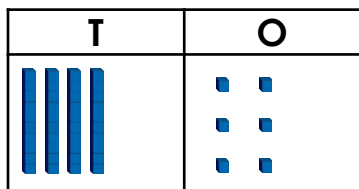
B.  $15 + 57$



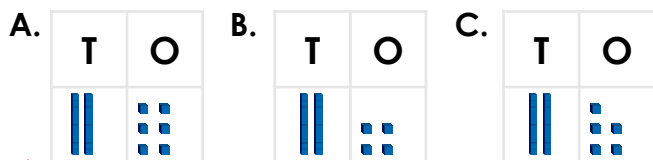
VF

## Add 2-Digit Numbers

1a. George has a number shown below:



Which number below can be added to George's to equal 71?



PS

## Add 2-Digit Numbers

1b. Holly has a number shown below:

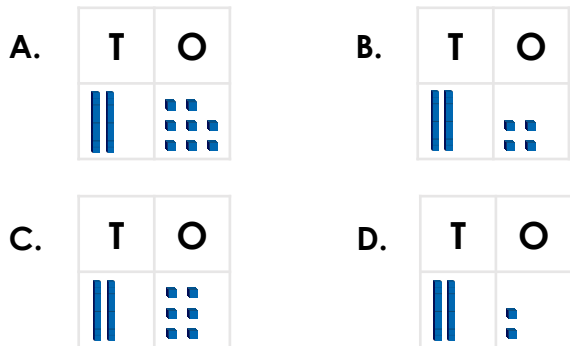


Which number below can be added to Holly's to equal 65?



PS

2a. When added together, the numbers must equal 50.

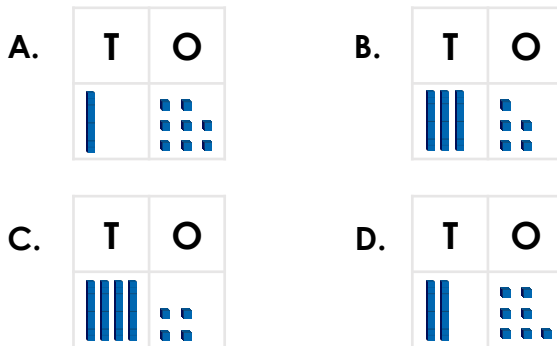


Match the numbers above to create two pairs.



PS

2b. When added together, the numbers must equal 62.



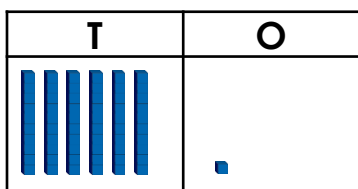
Match the numbers above to create two pairs.



PS

3a. Scarlett says,

$$37 + 34 = 61$$



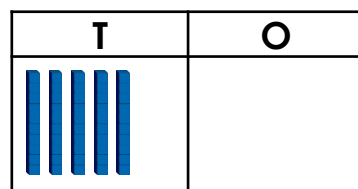
Is she correct? Prove it.



R

3b. Logan says,

$$34 + 26 = 50$$



Is he correct? Prove it.



R

## Add 2-Digit Numbers

1a. Add the two numbers below together.

	T	O
	3	7
+	2	4



VF

## Add 2-Digit Numbers

1b. Add the two numbers below together.

	T	O
	3	8
+	4	3



VF

2a. Find the missing digit.

	T	O
	2	7
+		
	●	
	4	5



VF

2b. Find the missing digit.

	T	O
	● ● ●	● ● ● ● ● ●
+	3	4
		1



VF

3a. True or false?

	T	O
	3	5
+	2	9
	5	4



VF

3b. True or false?

	T	O
	1	8
+	4	2
	5	0



VF

4a. Circle the incorrect sum that does not equal the answer shown below.

T	O
● ● ● ●	● ● ● ● ● ●

A.  $19 + 37$     B.  $29 + 27$     C.  $39 + 19$



VF

4b. Circle the incorrect sum that does not equal the answer shown below.

T	O
● ● ● ●	● ● ● ● ● ●

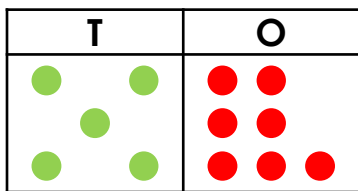
A.  $48 + 15$     B.  $29 + 32$     C.  $27 + 36$



VF

## Add 2-Digit Numbers

1a. Cindy has a number shown below:



Which number below can be added to Cindy's to equal 83?

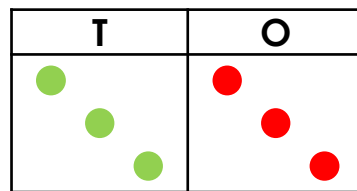
- A. 28      B. 26      C. 27



PS

## Add 2-Digit Numbers

1b. Oliver has a number shown below:



Which number below can be added to Oliver's to equal 92?

- A. 57      B. 58      C. 59



PS

2a. When added together, the numbers must total more than 62.

- A. 

T	O
3 green dots	6 red dots

      B. 28
- C. 26      D. 

T	O
3 green dots	8 red dots

Match the numbers above to create two pairs.



PS

2b. When added together, the numbers must total more than 54.

- A. 

T	O
2 green dots	5 red dots

      B. 26
- C. 29      D. 

T	O
2 green dots	7 red dots

Match the numbers above to create two pairs.



PS

3a. Noah says,



	T	O
	4	7
+	3	6
	7	3

Is he correct? Prove it.



R

3b. Chloe says,



	T	O
	2	5
+	6	7
	9	2
	1	

Is she correct? Prove it.



R

## Add 2-Digit Numbers

1a. Add the two numbers below together.

?	
38	46



VF

## Add 2-Digit Numbers

1b. Add the two numbers below together.

?	
54	38



VF

2a. Find the missing digit.

$$6 + 35 = 81$$



VF

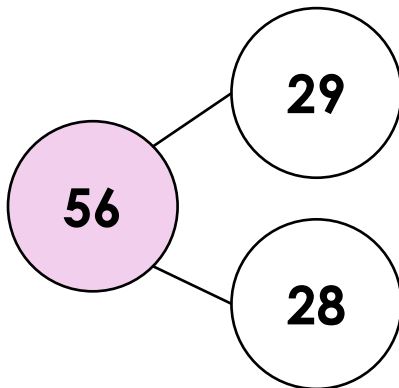
2b. Find the missing digit.

$$53 + 39 = 2$$



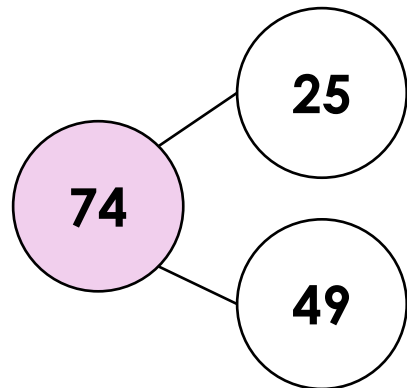
VF

3b. True or false?



VF

3b. True or false?



VF

4a. Circle the incorrect sum that does not equal the answer shown below.

A.  $27 + 36 = 63$

B.  $32 + 48 = 80$

C.  $37 + 47 = 85$



VF

4b. Circle the incorrect sum that does not equal the answer shown below.

A.  $28 + 59 = 87$

B.  $34 + 37 = 71$

C.  $27 + 49 = 75$



VF

## Add 2-Digit Numbers

## Add 2-Digit Numbers 2

1a. Nino has a number shown below:

**45**

Which two numbers below can be added to Nino's to equal a number greater than 96?

- A. **51**      B. **50**      C. **53**      D. **52**



PS

1b. Tara has a number shown below:

**38**

Which two numbers below can be added to Tara's to equal a number greater than 74?

- A. **37**      B. **36**      C. **38**      D. **35**



PS

2a. When added together, the numbers must total more than 56 but less than 59.

- A. **35**      B. **28**  
C. **23**      D. **29**

Match the numbers above to create two pairs.



PS

2b. When added together, the numbers must total more than 68 but less than 71.

- A. **38**      B. **32**  
C. **41**      D. **29**

Match the numbers above to create two pairs.



PS

3a. Jack says,



**Fifty-eight add thirty-six equals eighty-four.**

Is he correct? Prove it.



R

3b. Emily says,



**Forty-five add forty-seven equals ninety-one.**

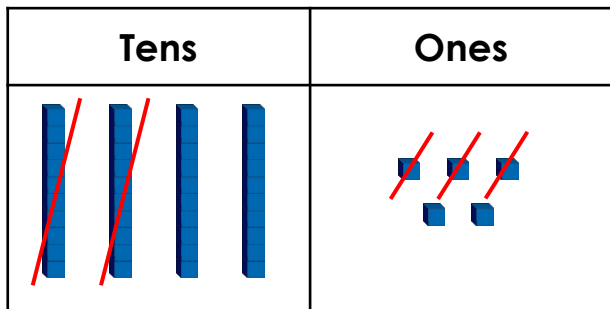
Is she correct? Prove it.



R

## Subtract with 2-Digits

1a. Write a calculation to match the chart below and complete the answer.



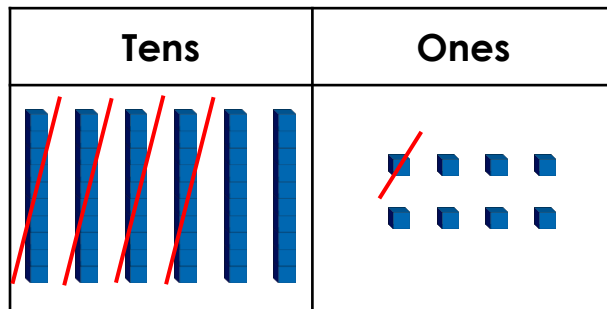
$$\square - \square = \square$$



VF

## Subtract with 2-Digits

1b. Write a calculation to match the chart below and complete the answer.




$$\square - \square = \square$$



VF

2a. True or false?

$$59 - 26 = 23$$



VF

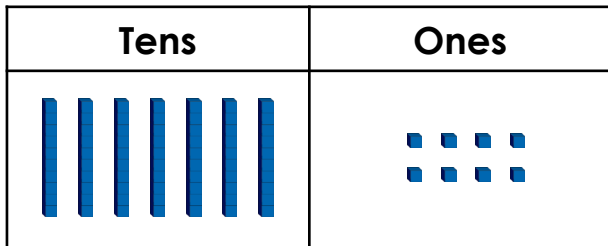
2b. True or false?

$$23 - 12 = 11$$



VF

3a. Circle the correct answer.



subtract 15

53


64

63



VF

3b. Circle the correct answer.



subtract 31

32


33

43



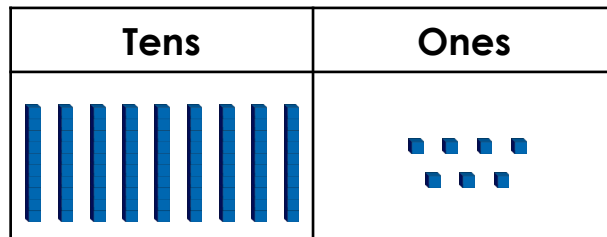
VF

4a. Use Base 10 to work out  $69 - 25$ .



VF

4b. Use Base 10 to work out  $97 - 52$ .



VF



## Subtract with 2-Digits

1a. Explain the mistake below.

Tens	Ones

$$78 - 34 = 44$$



R

## Subtract with 2-Digits

1b. Explain the mistake below.

Tens	Ones

$$58 - 16 = 43$$



R

2a. Joan has subtracted a number from 53. She has put Base 10 into a place value chart to show her answer.

Tens	Ones

What number did she subtract?



PS

2b. Trevor has subtracted a number from 49. He has put Base 10 into a place value chart to show his answer.

Tens	Ones

What number did he subtract?



PS

3a. Tom says this about the chart below.



The answer will have 1 ten because if I subtracted 2 tens from 3 tens, I would have 1 ten left.

Tens	Ones

Is Tom correct? Explain your answer.



PS

3b. Lynn says this about the chart below.



The answer will have 5 ones because if I subtracted 5 ones from 9 ones, I would have 5 ones left.

Tens	Ones

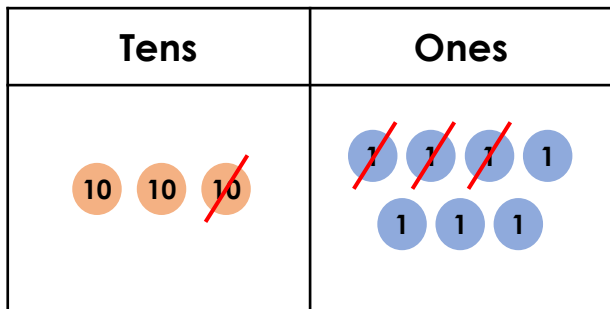
Is Lynn correct? Explain your answer.



PS

## Subtract with 2-Digits

1a. Write a calculation to match the chart below and complete the answer.



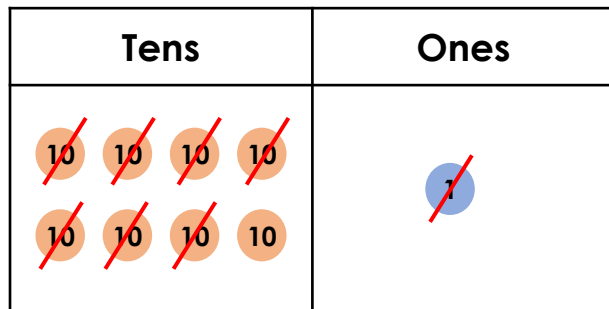
$$\square - \square = \square$$



VF

## Subtract with 2-Digits

1b. Write a calculation to match the chart below and complete the answer.

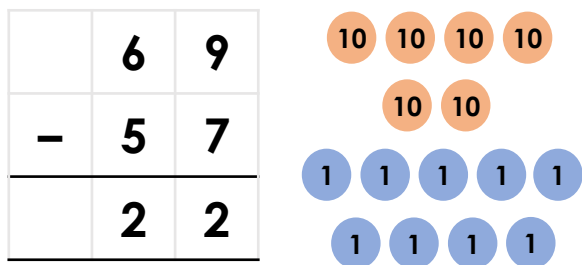


$$\square - \square = \square$$



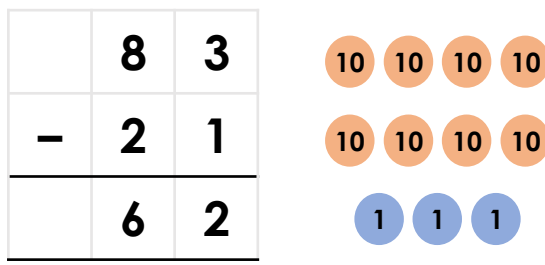
VF

2a. True or false?



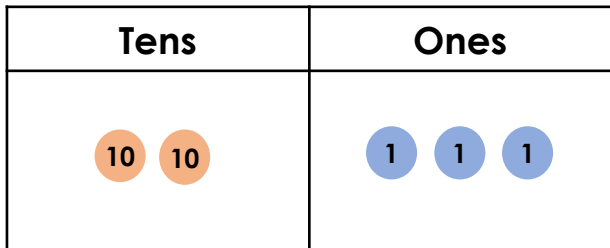
VF

2b. True or false?



VF

3a. Circle the correct answer.



subtract 12

13

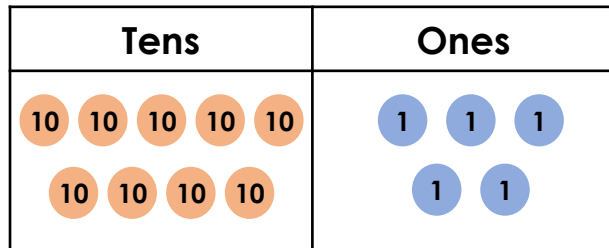
12

11



VF

3b. Circle the correct answer.



subtract 63

33

32

23



VF

4a. Work out the calculation below.



VF




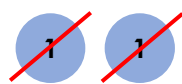
4b. Work out the calculation below.



VF

## Subtract with 2-Digits

1a. Explain the mistake below.

Tens	Ones
  	

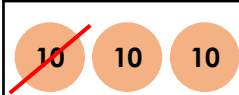
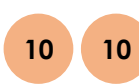
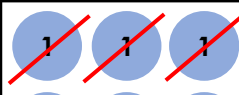


$$92 - 42 = 51$$



R

## Subtract with 2-Digits

1b. Explain the mistake below.


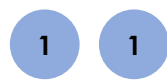
Tens	Ones
 	  

$$59 - 23 = 36$$



R

2a. Ian has subtracted a number from 78. He has put counters into a place value chart to show his answer.

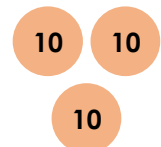

Tens	Ones
	

What number did he subtract?



PS

2b. Sue has subtracted a number from 65. She has put counters into a place value chart to show her answer.

Tens	Ones
	

What number did she subtract?



PS

3a. Hans says this about the calculation below.



The answer is 20 because if I subtracted 7 tens from 5 tens, I would have 2 tens left.

	7	4
-	5	3

Is Hans correct? Explain your answer.



PS

3b. Lori says this about the calculation below.



The answer will have 5 ones because if I subtracted 1 one from 6 ones, I would have 5 ones left.

	6	6
-	2	1

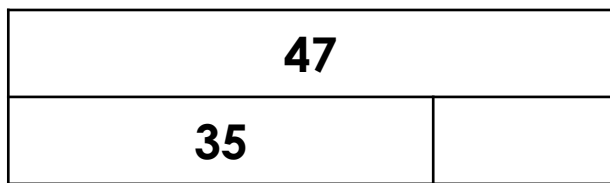
Is Lori correct? Explain your answer.



PS

## Subtract with 2-Digits

1a. Write a calculation to match the bar model below and complete the answer.

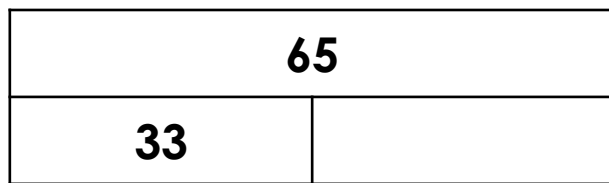


$$\square - \square = \square$$

VF

## Subtract with 2-Digits

1b. Write a calculation to match the chart below and complete the answer.



$$\square - \square = \square$$

VF

2a. True or false?

$$73 - 41 = 32$$



VF

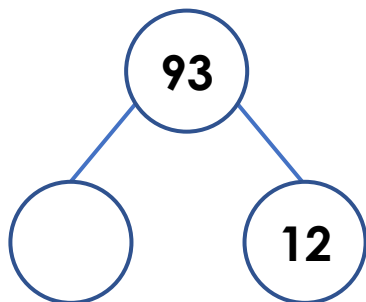
2b. True or false?

$$39 - 24 = 14$$



VF

3a. Circle the correct answer.



72

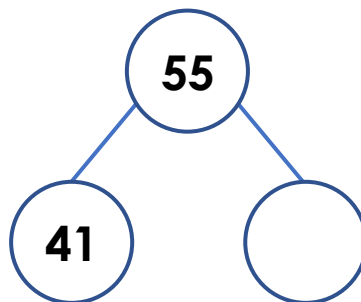
81

71



VF

3b. Circle the correct answer.



14

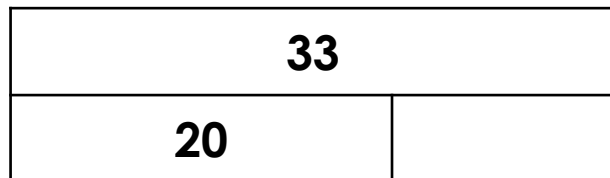
16

13



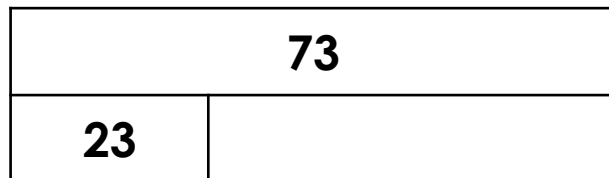
VF

4a. Work out the calculation below.



VF

4b. Work out the calculation below.



VF

## Subtract with 2-Digits

## Subtract with 2-Digits

1a. Explain the mistake below.

Four tens subtracted from  
nine tens is four tens.  
2 ones subtract two ones  
is zero.  
The answer is 40.



R

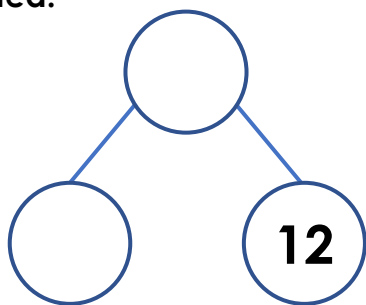
1b. Explain the mistake below.

Six tens subtracted from  
eight tens is 2 tens.  
8 ones subtract 3 ones is  
six ones.  
The answer is 26.



R

2a. Ben has subtracted a number from  
seventy-four. Use the part-whole model  
below to work out what number he  
subtracted.

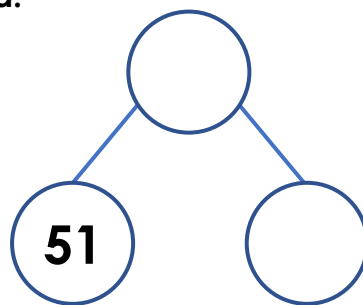


What number did he subtract?



PS

2b. Fliss has subtracted a number from  
eighty-three. Use the part-whole model  
below to work out what number she  
subtracted.



What number did she subtract?

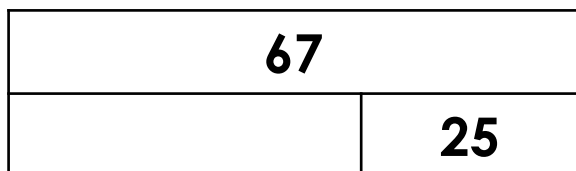


PS

3a. Adam says this about the bar model  
below.



The missing number is 82  
because if I subtracted five  
ones from seven ones, I  
would have two ones left.



Is Adam correct? Explain your answer.

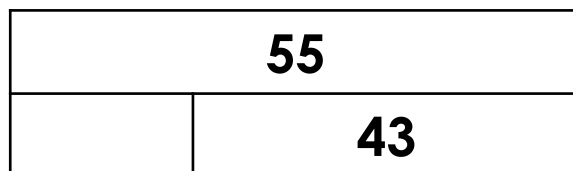


PS

3b. Aisha says this about the bar model  
below.



The missing number is 18  
because if I subtracted four  
tens from five tens, I would  
have one ten left.




Is Aisha correct? Explain your answer.



PS

# Sort 3D Shapes

1. During a recent trip to planet Earth, some aliens have collected a group of objects and now they want to deliver them to the correct planet.



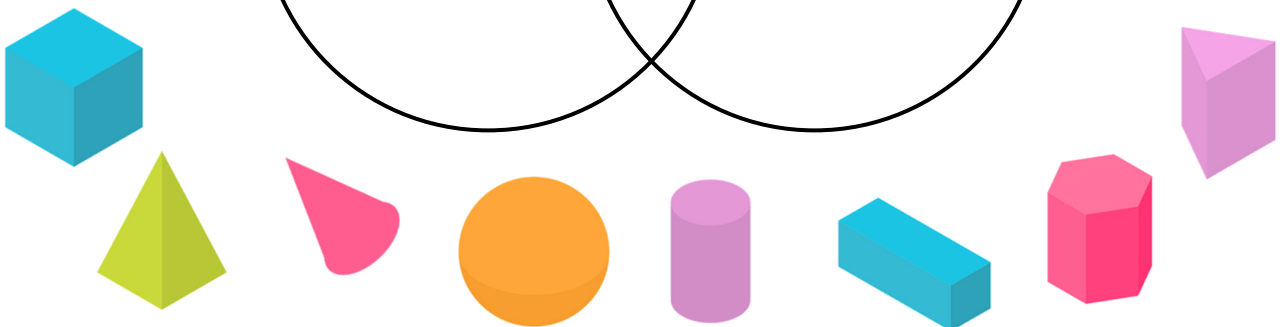
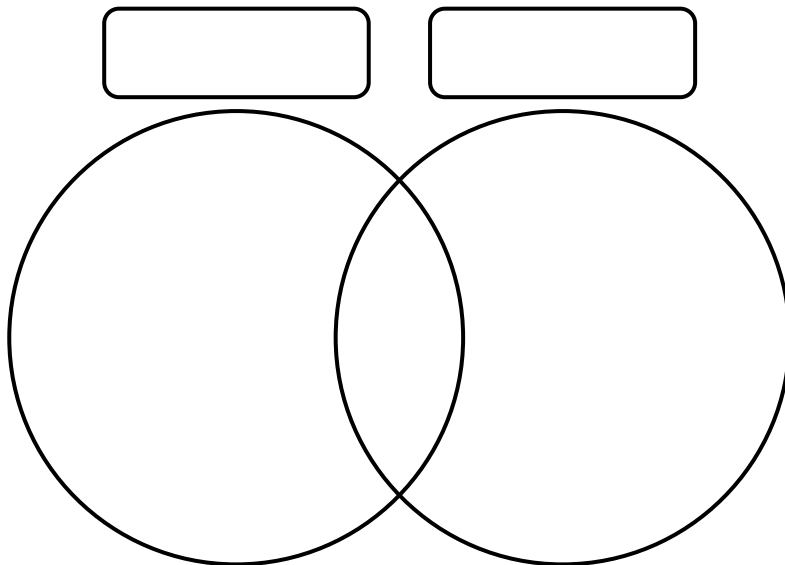
**Instructions**  
 Zap – Even number of edges  
 Zom – Fewer than 5 edges  
 Zok – Curved edges  
 Zin – Odd number of edges  
 Zot – More than 5 edges



Using the instructions above, explore the possible planets each item could be delivered to.

DP

2. Investigate the different ways the Venn diagram could be labelled so that every shape can be placed in a group.



DP



<p>Adding multiples of 10 (set a)</p> <p><b>10 + 10</b></p> <p>classroomsecrets.com</p>	<p>Adding multiples of 10 (set a)</p> <p><b>20</b></p> <p>classroomsecrets.com</p>
<p>Adding multiples of 10 (set a)</p> <p><b>10 + 20</b></p> <p>classroomsecrets.com</p>	<p>Adding multiples of 10 (set a)</p> <p><b>30</b></p> <p>classroomsecrets.com</p>
<p>Adding multiples of 10 (set a)</p> <p><b>10 + 30</b></p> <p>classroomsecrets.com</p>	<p>Adding multiples of 10 (set a)</p> <p><b>40</b></p> <p>classroomsecrets.com</p>
<p>Adding multiples of 10 (set a)</p> <p><b>10 + 40</b></p> <p>classroomsecrets.com</p>	<p>Adding multiples of 10 (set a)</p> <p><b>50</b></p> <p>classroomsecrets.com</p>
<p>Adding multiples of 10 (set a)</p> <p><b>20 + 30</b></p> <p>classroomsecrets.com</p>	<p>Adding multiples of 10 (set a)</p> <p><b>50</b></p> <p>classroomsecrets.com</p>
<p>Adding multiples of 10 (set a)</p> <p><b>10 + 70</b></p> <p>classroomsecrets.com</p>	<p>Adding multiples of 10 (set a)</p> <p><b>80</b></p> <p>classroomsecrets.com</p>
<p>Adding multiples of 10 (set a)</p> <p><b>40 + 40</b></p> <p>classroomsecrets.com</p>	<p>Adding multiples of 10 (set a)</p> <p><b>80</b></p> <p>classroomsecrets.com</p>
<p>Adding multiples of 10 (set a)</p> <p><b>40 + 30</b></p> <p>classroomsecrets.com</p>	<p>Adding multiples of 10 (set a)</p> <p><b>70</b></p> <p>classroomsecrets.com</p>



Adding multiples of 10 (set a)

$$50 + 40$$

classroomsecrets.com

Adding multiples of 10 (set a)

$$90$$

classroomsecrets.com

Adding multiples of 10 (set a)

$$40 + 60$$

classroomsecrets.com

Adding multiples of 10 (set a)

$$100$$

classroomsecrets.com

Adding multiples of 10 (set a)

$$30 + 30$$

classroomsecrets.com

Adding multiples of 10 (set a)

$$60$$

classroomsecrets.com

Adding multiples of 10 (set a)

$$20 + 50$$

classroomsecrets.com

Adding multiples of 10 (set a)

$$70$$

classroomsecrets.com

Adding multiples of 10 (set a)

$$10 + 90$$

classroomsecrets.com

Adding multiples of 10 (set a)

$$100$$

classroomsecrets.com

Adding multiples of 10 (set a)

$$90 + 40$$

classroomsecrets.com

Adding multiples of 10 (set a)

$$130$$

classroomsecrets.com

Adding multiples of 10 (set a)

$$30 + 50$$

classroomsecrets.com

Adding multiples of 10 (set a)

$$80$$

classroomsecrets.com

Adding multiples of 10 (set a)

$$70 + 50$$

classroomsecrets.com

Adding multiples of 10 (set a)

$$120$$

classroomsecrets.com





Ordering money amounts

**10p**

classroomsecrets.com

Ordering money amounts

**22p**

classroomsecrets.com

Ordering money amounts

**24p**

classroomsecrets.com

Ordering money amounts

**32p**

classroomsecrets.com

Ordering money amounts

**50p**

classroomsecrets.com

Ordering money amounts

**66p**

classroomsecrets.com

Ordering money amounts

**70p**

classroomsecrets.com

Ordering money amounts

**72p**

classroomsecrets.com

Ordering money amounts

**99p**

classroomsecrets.com

Ordering money amounts

**£1.00**

classroomsecrets.com

Ordering money amounts

**£5.00**

classroomsecrets.com

Ordering money amounts

**£6.00**

classroomsecrets.com

Ordering money amounts

**£7.00**

classroomsecrets.com

Ordering money amounts

**£8.80**

classroomsecrets.com

Ordering money amounts

**£9.00**

classroomsecrets.com

Ordering money amounts

**£9.50**

classroomsecrets.com

## Using 'because', 'that', 'when' and 'if'

## Using 'because', 'that', 'when' and 'if'

1a. Circle all of the conjunctions below.

me      if      help  
  
she      because



VF

1b. Circle all of the conjunctions below.

the      when      he  
  
because      like



VF

2a. Underline the conjunction in the sentences below.

I went to the shop that was around the corner.

I can have jelly when I have had my dinner.



VF

2b. Underline the conjunction in the sentences below.

I fell over because Ben pushed me.

I can have a sweet if I do well in my test.



VF

3a. Add a conjunction to complete the sentence below.

that

if

because

I am going to the park \_\_\_\_\_  
I like the slide.



VF

3b. Add a conjunction to complete the sentence below.

because

when

that

She was so upset \_\_\_\_\_ she could not sleep.



VF

4a. Tick the sentence that has used a conjunction correctly.

A. The girl called her mum when her mum could help.

☐

B. The girl called her mum so that her mum could help.

☐

C. The girl called her mum if her mum could help.

☐


VF

4b. Tick the sentence that has used a conjunction correctly.

A. The man dressed up if he was going to a party.

☐

B. The man dressed up that he was going to a party.

☐

C. The man dressed up when he was going to a party.

☐


VF

## Using 'because', 'that', 'when' and 'if'

1a. Rearrange the word cards to make a sentence and underline the conjunction.

.	The	because
sat	tired	man
he	down	was



A

## Using 'because', 'that', 'when' and 'if'

1b. Rearrange the word cards to make a sentence and underline the conjunction.

You	dishes	can
play	you	if
the	.	clean



A

2a. Choose a conjunction and add more detail to complete each sentence below.

that	if	when
------	----	------

Turn the lights on

The dog was digging the flowers



A

2b. Choose a conjunction and add more detail to complete each sentence below.

because	if	when
---------	----	------

I will put my hat on

Max was sad



A

3a. Lily thinks she has used the correct conjunction in a sentence.



The boy had lots of toys if it was his birthday.

Is she correct? Explain why.



R

3b. Dan thinks he has used the correct conjunction in a sentence.



The girl went to the cinema if it was in the town centre.

Is he correct? Explain why.



R

## Using 'because', 'that', 'when' and 'if'

## Using 'because', 'that', 'when' and 'if'

1a. Circle all of the conjunctions below.

he the that

because when



VF

1b. Circle all of the conjunctions below.

when she if

there that



VF

2a. Underline the conjunction in the sentences below.

I fell on the concrete floor because Jim tripped me up.

Clean your carpet if it gets messy.



VF

2b. Underline the conjunction in the sentences below.

Come and see me when you're finished.

I jumped off the wall because I wanted to walk with my mum.



VF

3a. Add a conjunction to complete the sentence below.

when

if

that

The girl ate all her dinner \_\_\_\_\_ her grandma made for her.



VF

3b. Add a conjunction to complete the sentence below.

because

that

if

I can get a pet \_\_\_\_\_ I learn how to look after one.



VF

4a. Tick the sentence that has used a conjunction correctly.

A. The man slipped because the ground was wet.

☐

B. The man slipped that the ground was wet.

☐

C. The man slipped if the ground was wet.

☐


VF

4b. Tick the sentence that has used a conjunction correctly.

A. The girl laughed if she went to the circus.

☐

B. The girl laughed when she went to the circus.

☐

C. The girl laughed that she went to the circus.

☐


VF

## Using 'because', 'that', 'when' and 'if'

## Using 'because', 'that', 'when' and 'if'

1a. Rearrange the word cards to make a sentence and underline the conjunction.

when	Sam	children
the	cheered	won
race	The	.



A

1b. Rearrange the word cards to make a sentence and underline the conjunction.

his	was	fell
boy	because	.
lace	untied	The



A

2a. Choose a conjunction and add more detail to complete each sentence below.

because	when	if
---------	------	----

Go and get a big drink

The boy loved his bedroom



A

2b. Choose a conjunction and add more detail to complete each sentence below.

that	because	if
------	---------	----

The girl called her friend

The boy pushed the swing



A

3a. Max thinks he has used the correct conjunction in a sentence.



Sally looked after the children when lived next door to her.

Is he correct? Explain why.



R

3b. Tilly thinks she has used the correct conjunction in a sentence.



Tom always shuts his bedroom door if he doesn't like the dark.

Is she correct? Explain why.



R

## Using 'because', 'that', 'when' and 'if'

1a. Circle all of the conjunctions below.

some saw that

when because



VF

2a. Underline the conjunction in the sentences below.

Yesterday, a boy climbed a tree because the cat was in distress.

Come and visit me when you have finished shopping in town.



VF

3a. Add a conjunction to complete the sentence below.

because

that

if

The lady kindly bought the man a snack \_\_\_\_\_ he was hungry.



VF

4a. Tick the sentence that has used a conjunction correctly.

A. The boy left the door that was out of sight unlocked.

☐

B. The boy left the door when was out of sight unlocked.

☐

C. The boy left the door if was out of sight unlocked.

☐

VF

## Using 'because', 'that', 'when' and 'if'

1b. Circle all of the conjunctions below.

like if she

because when



VF

2b. Underline the conjunction in the sentences below.

I screamed really loud when my friend jumped out to scare me.

The super hero hid in the telephone box that was next to the school.



VF

3b. Add a conjunction to complete the sentence below.

when

if

because

I can attend the party \_\_\_\_\_ I tidy my room by the end of the day.



VF

4b. Tick the sentence that has used a conjunction correctly.

A. The girl danced all night when she loves music.

☐

B. The girl danced all night because she loves music.

☐

C. The girl danced all night that she loves music.

☐

VF

## Using 'because', 'that', 'when' and 'if'

1a. Rearrange the word cards to make a sentence and underline the conjunction.

when	.	challenge
your	Try	finished
you've	activity	a



A

## Using 'because', 'that', 'when' and 'if'

1b. Rearrange the word cards to make a sentence and underline the conjunction.

quickly	Run	the
.	ogre	away
bite	because	might



A

2a. Choose a conjunction and add more detail to complete each sentence below.

if	because	when
----	---------	------

Amelia opened her umbrella

You can watch your favourite programme in the lounge



A

2b. Choose a conjunction and add more detail to complete each sentence below.

when	that	if
------	------	----

At school, the girl promised to eat all her dinner

Josh has a new football kit



A

3a. Ben thinks he has used the correct conjunction in a sentence.




I absolutely adore kittens that they are cute and fluffy.

Is he correct? Explain why.



R

3b. Abigail thinks she has used the correct conjunction in a sentence.



You can go to the cinema later that you have finished your homework.

Is she correct? Explain why.



R

## All Four Sentence Types

1a. Match the following sentences to the correct sentence type.

A. Stop doing that now.

a question

B. You are my friend.

a command

C. Where is the house?

a statement

D. What a good boy you are!

an exclamation



VF

## All Four Sentence Types

1b. Match the following sentences to the correct sentence type.

A. How big your nose is!

a question

B. Go home, please.

a command

C. When is she playing?

a statement

D. The dog is happy.

an exclamation



VF

2a. Name the sentence type for the sentence below.

That girl is tall.



VF

2b. Name the sentence type for the sentence below.

What is the time?



VF

3a. Which of the sentences below are not command sentences?

A. Stop that now.

B. When are you going?

C. How cold it is!



VF

3b. Which of the sentences below are not statement sentences?

A. What a day it was!

B. The sun is hot.

C. How do you know?



VF

4a. Tick the question in the sentences below.

Turn it off.

☐

Give me the toy.

☐

Why are you sad?

☐


VF

4b. Tick the exclamation in the sentences below.

How funny you are!

☐

My name is Fred.

☐

The cat is black.

☐


VF



## All Four Sentence Types

## All Four Sentence Types

1a. Change the command below into a question.

Put your socks on.

Remember to punctuate your sentence correctly.



A

1b. Change the exclamation below into a statement.

What long hair you have!

Remember to punctuate your sentence correctly.



A

2a. Liam is writing a story about a cat. Write a statement that might be a part of his story.

---

---

---

---

Remember to punctuate correctly.



A

2b. Chen is finding out about food. Write a question that she might find the answer to.

---

---

---

---

Remember to punctuate correctly.



A

3a. Cali is sorting sentences by type.

How happy he is!



This sentence is an exclamation.

Is she correct?  
Explain how you know.



R

3b. Manny is sorting sentences by type.

Pick up the book.



This sentence is an exclamation.

Is he correct?  
Explain how you know.



R

## All Four Sentence Types

1a. Match the following sentences to the correct sentence type.

A. Where is the best pencil?

a question

B. What a nice doll you have!

a command

C. The cow is very silly.

a statement

D. Open the door for me.

an exclamation



VF

## All Four Sentence Types

1b. Match the following sentences to the correct sentence type.

A. Put that ball down now.

a question

B. How kind to her you are!

a command

C. Where are all the children?

a statement

D. The rain has stopped falling.

an exclamation



VF

2a. Name the sentence type for the sentence below.

Your new floor is very clean.



VF

2b. Name the sentence type for the sentence below.

What a yummy cake that is!



VF

3a. Which of the sentences below are not exclamation sentences?

A. How far do we have to climb?

B. It will be fun to sing soon.

C. How wild that wolf is!



VF

3b. Which of the sentences below are not statement sentences?

A. The dust is in my ears.

B. What an odd noise it makes!

C. Bring me the newspaper.



VF

4a. Tick the question in the sentences below.

What can I do with the gold?

☐

I think Maddy will find the most sweets.

☐

The old man is very poor.

☐


VF

4b. Tick the command in the sentences below.

I will only ask my friends.

☐

Take your hat off now you are in school.

☐

You can come to my house.

☐


VF

## All Four Sentence Types

## All Four Sentence Types

1a. Change the question below into an exclamation.

Don't you have cold hands?

Remember to punctuate your sentence correctly.



A

1b. Change the statement below into a command.

The door needs to be shut.

Remember to punctuate your sentence correctly.



A

2a. Tiana is writing about how to make a Christmas card. Write a command that she might use.

---

---

---

---

Remember to punctuate correctly.



A

2b. Dexter is writing a story about a girl who meets a giant. Write an exclamation that the girl might say.

---

---

---

---

Remember to punctuate correctly.



A

3a. Wes is sorting sentences by type.

The children are very kind.



This sentence is a command.

Is he correct?  
Explain how you know.



R

3b. Fran is sorting sentences by type.

Can you see the wild pig?



This sentence is a question.

Is she correct?  
Explain how you know.



R

## All Four Sentence Types

## All Four Sentence Types

1a. Match the following sentences to the correct sentence type.

A. Add that money to mine\_

a question

B. You cannot improve it\_

a command

C. What beautiful eyes she has\_

a statement

D. Would you like some sugar\_

an exclamation



VF

1b. Match the following sentences to the correct sentence type.

A. The great, old clock chimed\_

a question

B. Let me move past you, James\_

a command

C. Who is as busy as Mr Wade is\_

a statement

D. How clever your father is\_

an exclamation



VF

2a. Name the sentence type for the sentence below.

How muddy the water is\_



VF

2b. Name the sentence type for the sentence below.

Stay behind me, because it is dangerous\_



VF

3a. Which of the sentences below are not command sentences?

A. Tidy your toys while she is in the bath\_

B. Who is most sure they understand it\_

C. How fast these people are working\_



VF

3b. Which of the sentences below are not question sentences?

A. Grasp my hand even after we stop\_

B. Should we step off the path at all\_

C. From the top I could see many trees\_



VF

4a. Tick the exclamation in the sentences below.

What a tasty steak you have\_

☐

Mrs Jenkins has a pretty house on the hill\_

☐

There is ice on top of the water\_

☐


VF

4b. Tick the statement in the sentences below.

Carry that plant pot over here\_

☐

Move that box of clothes again please\_

☐

I cut the grass for an hour\_

☐


VF


## All Four Sentence Types

## All Four Sentence Types

1a. Change the exclamation below into a command.

How your system needs to improve!

Remember to punctuate your sentence correctly.



A

1b. Change the statement below into a question.

Eric might want money for new clothes.

Remember to punctuate your sentence correctly.



A

2a. Toby is writing a report about eating sugar. Write a statement that might be part of his report.

---



---



---



---

Remember to punctuate correctly.



A

2b. Alice is writing about how to behave in school. Write a command that she might use.

---



---



---



---

Remember to punctuate correctly.



A

3a. Bex is sorting sentences by type.

How much water does this pretty plant need each day\_



This sentence is an exclamation.

Is she correct?  
Explain how you know.



R

3b. Jonny is sorting sentences by type.

How beautiful the grass in Mr Caraway's orchard is\_



This sentence is a question.

Is he correct?  
Explain how you know.



R

## A Surprise at the Beach

Use the words, phrases and sentence openers in the box to write a short story.

The story is set at the beach. You and your friends find a cave in the cliffs. Inside is a big shadow that you are afraid of but it turns out to be a little mouse. You go home before the tide comes in.

It is a good idea to colour code the words and phrases before you start, deciding which sentences will be in the introduction, build-up, problem, resolution and ending.

In the distance...

nervously

Deep inside the cave...

dark, creepy shadow

beautiful, bright sunshine

crept

the tide was drawing in quickly

we giggled at each other

terrifying

When we arrived at the beach we...

brightly

gentle, lapping waves

We hid quietly in...

we were very afraid

huge

After a nice day we went...

a tiny mouse

happily

# The\_Dutch\_Explorer

## MENU


[BlogSpot Home](#)

[About BlogSpot](#)

[Search for a Blog](#)

[Contact Us](#)

## ABOUT ME



My name is Jacob Roggeveen and I am a Dutch explorer!

At the moment, I am leading the journey to find Terra Australis.

I also want to help Europe begin trading with the Spice Islands.

Follow my blog to stay up to date with my exciting travels.

## The Discovery of Easter Island!

*Posted 5<sup>th</sup> April 1722, 9:58pm*

Today was the best day of my life! I have never felt so happy and excited. I have discovered an island!

As you may have read in my last blog, we left the Juan Fernández Islands on 17<sup>th</sup> March. The plan was to keep looking for Terra Australis.

Today, just as we were wishing each other a happy Easter, we saw land! I told the crew to steer towards it. We couldn't believe our eyes!



The island has 800 or 900 of these huge, stone statues. We think they must be about 30 feet tall!



## LATEST POSTS

**Farewell to the Islands**  
*17<sup>th</sup> March 1722*

**Welcome to the Juan Fernández Islands**  
*24<sup>th</sup> February 1722*

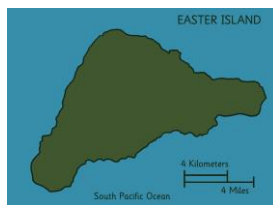
**New Year's Resolutions**  
*1<sup>st</sup> January 1722*

**Christmas at Sea**  
*25<sup>th</sup> December 1721*

**Meet the Crew**  
*4<sup>th</sup> September 1721*

**The Adventure Begins**  
*1<sup>st</sup> August 1721*

We sailed around the small island and it is in the shape of a triangle.



When we got onto the land, we started to explore. There are about 3,000 people living here altogether.

As it is Easter Sunday today, it was very easy naming this beautiful place. Welcome to Easter Island everybody!

We are hoping to spend a week here to learn more about this amazing island. Keep posted for more information soon!

## COMMENTS



**The\_Dutch\_West\_India\_Company**  
*5<sup>th</sup> April 1722, 10:04pm*

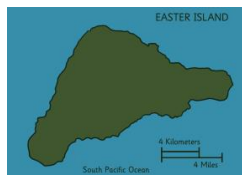
We are so delighted about the news! We can't wait for you to find Terra Australis but this is incredible. Well done to you and the crew!



**The\_Dutch\_Explorer** replied  
*5<sup>th</sup> April 1722, 10:23pm*

Thank you for your kind words! I have passed your message on to the crew. Thank you so much for sponsoring us!

## PHOTOS



**Jan\_Roggeveen**  
*5<sup>th</sup> April 1722, 10:36pm*

Wow! I am so proud of you, bro! I am so honoured to have planned the expedition with you. All of our hard work is paying off! I wish I could be there. Happy Easter!





## The Discovery of Easter Island – Adult-Led Questions

### Section A

1. What type of text is this?
2. How would you feel if you discovered an island?
3. Did The\_Dutch\_Explorer travel alone?
4. How many people commented on the blog?

### Section B

5. What country do you think 'Terra Australis' is?
6. What does 'farewell' mean?
7. When did The\_Dutch\_Explorer set off on his adventure?
8. What day of the week was it on 5<sup>th</sup> April 1722?

### Section C

9. Which islands did The\_Dutch\_Explorer leave on 17<sup>th</sup> March 1722?
10. Who did The\_Dutch\_Explorer reply to?
11. Who sponsored the voyage?
12. Who planned the voyage with Jacob?

### Section D

13. What does 'discovery' mean?
14. Did The\_Dutch\_Explorer know that the heads are 30 feet tall?
15. Is it possible that Jacob blogged about his discovery?
16. What does 'expedition' mean?

# The Discovery of Easter Island – Challenge Activity

## Section A

Draw pictures to match the captions.

<b>The crew were excited about the discovery.</b>	<b>The people living on Easter Island were friendly.</b>
<b>There were 800 or 900 statues on the island.</b>	<b>The island is the shape of a triangle.</b>

## Section B

Match the quote to the person that could have said it.

<b>“I will help you to plan your trip!”</b>	<b>Jacob Roggeveen</b>
<b>“Happy Easter, Captain!”</b>	<b>The native people</b>
<b>“Steer us to the island!”</b>	<b>Jan Roggeveen</b>
<b>“Welcome to our island!”</b>	<b>Crew member</b>

# The Discovery of Easter Island – Challenge Activity

## Section C

Tick to show which word completes each sentence.

I have discovered an...

Easter	
--------	--

adventure	
-----------	--

island	
--------	--

explorer	
----------	--

We couldn't believe our...

land	
------	--

eyes	
------	--

steer	
-------	--

people	
--------	--

The island has 800 or 900 of these huge, stone...

Dutch	
-------	--

amazing	
---------	--

trees	
-------	--

statues	
---------	--

The island is in the shape of a...

circle	
--------	--

square	
--------	--

triangle	
----------	--

star	
------	--

## Section D

Choose the correct words from the word bank to fill the blank spaces.

beautiful	week	explore
people	Easter	for

When we got onto the land, we started to \_\_\_\_\_. There are about 3,000 \_\_\_\_\_ living here altogether. As it is Easter Sunday today, it was very easy naming this \_\_\_\_\_ place. Welcome to \_\_\_\_\_ Island everybody! We are hoping to spend a \_\_\_\_\_ here to learn more about this amazing island. Keep posted \_\_\_\_\_ more information soon!



## The Holiday Park – Adult-Led Questions

1. What can you see in the picture?
2. Are all the caravans the same?
3. Where might this photo have been taken?
4. When do you think would be the best time to go here?
5. Who might come and stay here?
6. Do you think it looks noisy or peaceful there?
7. Do you think the holiday park is looked after?
8. What sort of activities do you think you might do here?
9. Do you think you'd like to go here for a holiday?
10. What questions could you ask the people staying here to find out more about the holiday park?

Match the words to their definitions.

1. caravan

a. wooden area attached to a house or caravan

2. holiday

b. fun and games

3. travel

c. a holiday home that can be moved

4. decking

d. go somewhere for a short time to see something or someone

5. activities

e. time off to have fun and relax

6. visit

f. go from one place to another

## The Holiday Park – SPAG 1

Use apostrophes for contractions in the words below.

I am		cannot	
do not		they are	
is not		she is	

Rewrite these sentences adding apostrophes for possession in the correct places.

I stayed in my uncles caravan with my cousin.

My friends dog loved playing in the sea.

The holiday parks restaurant was really nice.

We went to Wales in my mums car.

I ran to the park with my friends sister and her brothers.

## The Holiday Park – SPAG 2

Tick the boxes to show if the sentence is in the past or present tense.

Sentence	Past	Present
I am staying at the holiday park.		
I played football with my friend.		
We looked for the swimming pool.		
She is coming over for a barbecue.		
We ate ice cream and drank lots of water.		

Using the verbs below, write sentences in the past and present tenses.

walk

past	
present	

swim

past	
present	